



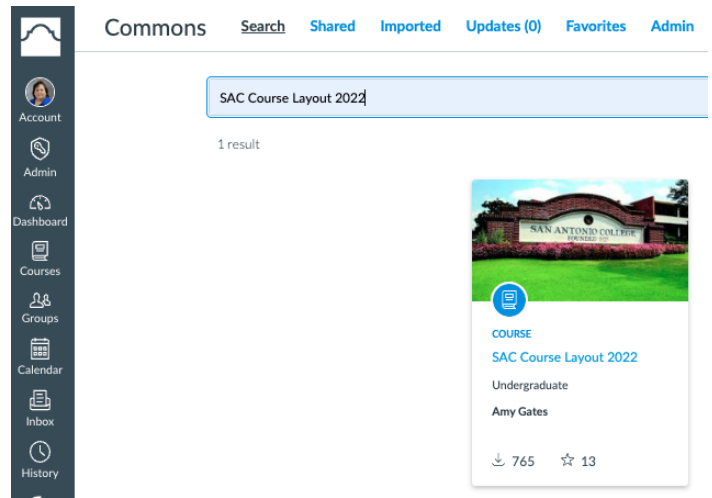
## How to download the SAC Course Layout 2022

**Access** the Canvas Course within ACES.

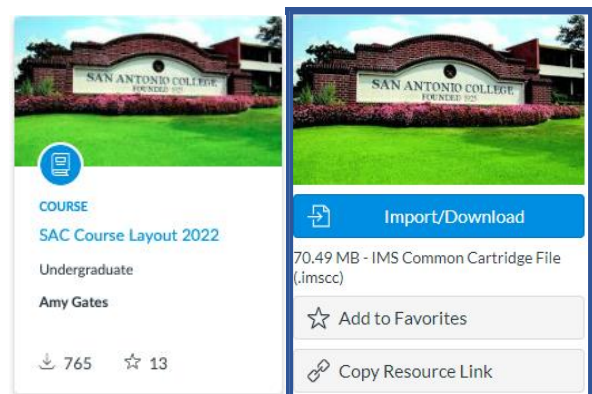
- Within the Canvas Left Global navigation bar (**black bar on the left**), choose the **Commons** icon.



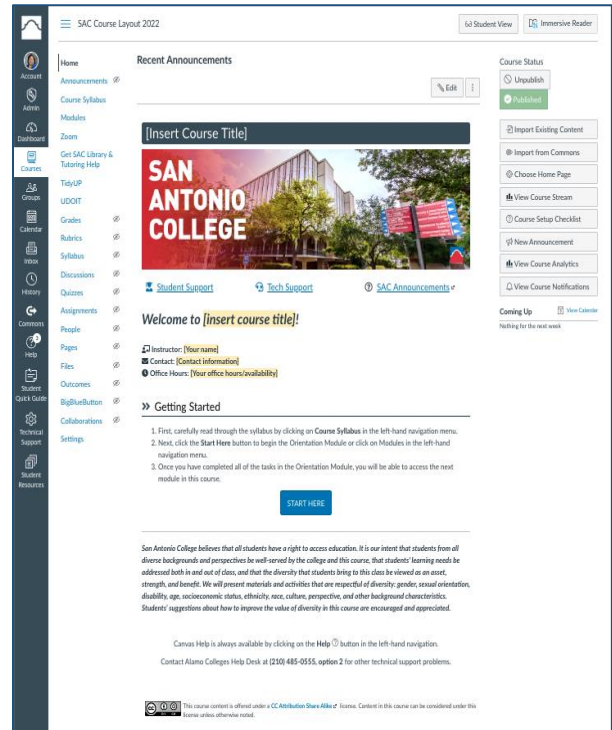
- Type "SAC\_Course\_Layout\_2022" in the **Search:** field.
- **Note:** Type the title as seen above.



- Select the **Title of the Course** and then Select the **"Import/Download"** button on the right side of the screen. Select the course you will be teaching, scroll down and click **"Import into Course"**.
- Once the course is downloaded, you are now ready to customize the course content.



- As an alternative, if you wish to download the Course Layout to a Sandbox Course (Testing Environment) prior to publishing to an active course, please contact our Instructional Innovation Center **210-486-0712** or email [sac-iic@alamo.edu](mailto:sac-iic@alamo.edu) to request a **Sandbox Course**.



**Congratulations! You have successfully downloaded the SAC Course Layout 2022 to your course. If you need technical assistance, please contact IIC at 210-486-0712 or email [sac-iic@alamo.edu](mailto:sac-iic@alamo.edu)**