

St. Philip's College



2012 Graduates & Awards Report

Institutional Planning, Research & Effectiveness

TABLE OF CONTENTS

<i>College Totals by Award Type</i>	1
<i>Degrees & Awards by Division</i>	2

<i>Division of Applied Science & Technology</i>	4
<i>Aircraft Construction Manufacturing</i>	5
<i>Applied Electrical & Mechanical Technology</i>	7
<i>Automotive Technology Department</i>	10
<i>Business Information Solutions</i>	11
<i>Tourism, Hospitality, and Culinary Arts</i>	14

<i>Division of Arts & Sciences</i>	16
<i>Communications and Learning</i>	17
<i>Fine Arts</i>	19
<i>Mathematics</i>	20
<i>Natural Sciences</i>	21
<i>Social and Behavioral Sciences</i>	22

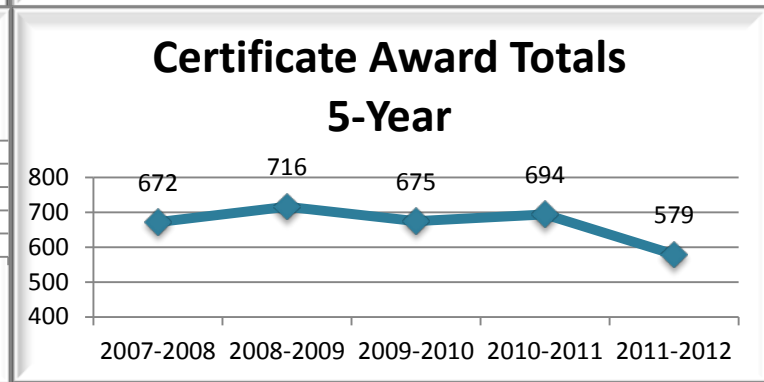
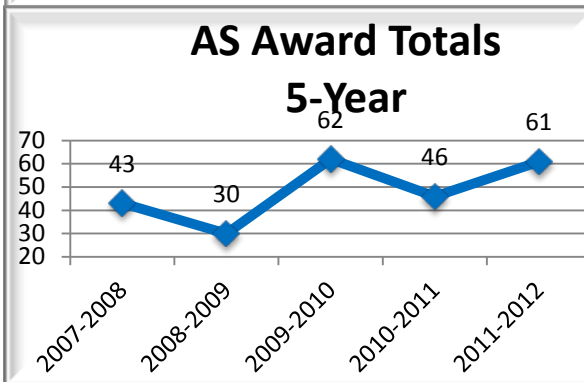
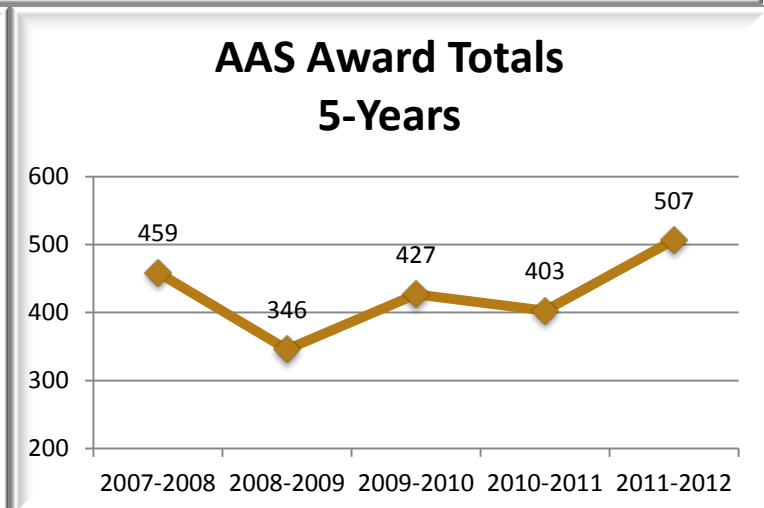
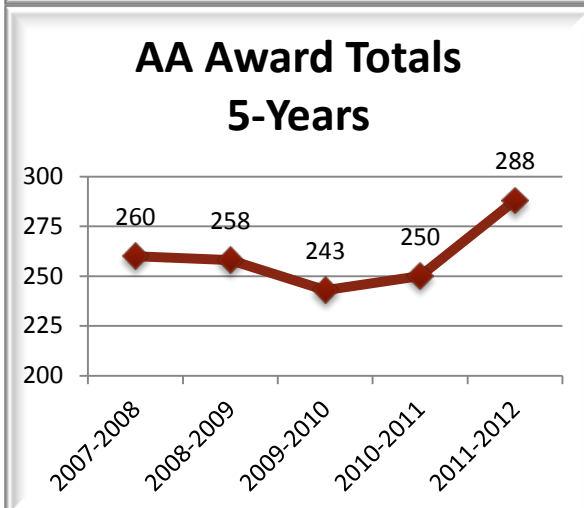
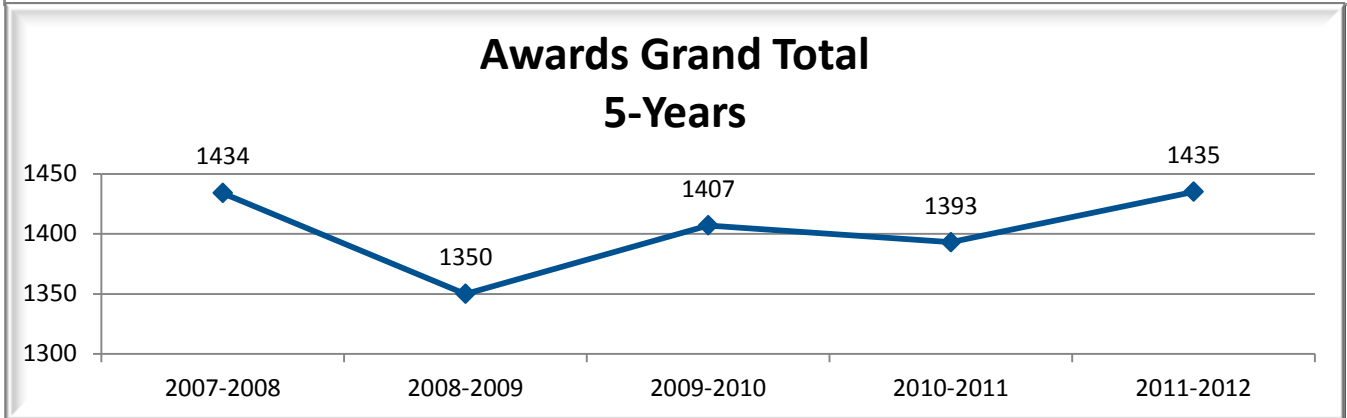
<i>Division of Health Sciences</i>	25
<i>Allied Health Professions</i>	29
<i>Nursing Education</i>	30
<i>Vocational Nursing</i>	31

<i>Interdisciplinary Programs</i>	
---	--

**ST. PHILIP'S COLLEGE
DEGREES AND AWARDS COLLEGE TOTALS
2007-2008 TO 2011-2012**

	AA	AAS	AS	Certificate	Grand Total	
2011-2012		288	507	61	579	1435
2010-2011		250	403	46	694	1393
2009-2010		243	427	62	675	1407
2008-2009		258	346	346	716	1666
2007-2008		260	459	43	672	1434

	AA	AAS	AS	Certificate	Grand Total
2011-2012	288	507	61	579	1435
2010-2011	250	403	46	694	1393
2009-2010	243	427	62	675	1407
2008-2009	258	346	30	716	1350
2007-2008	260	459	43	672	1434



ST. PHILIP'S COLLEGE

DIVISION TOTALS

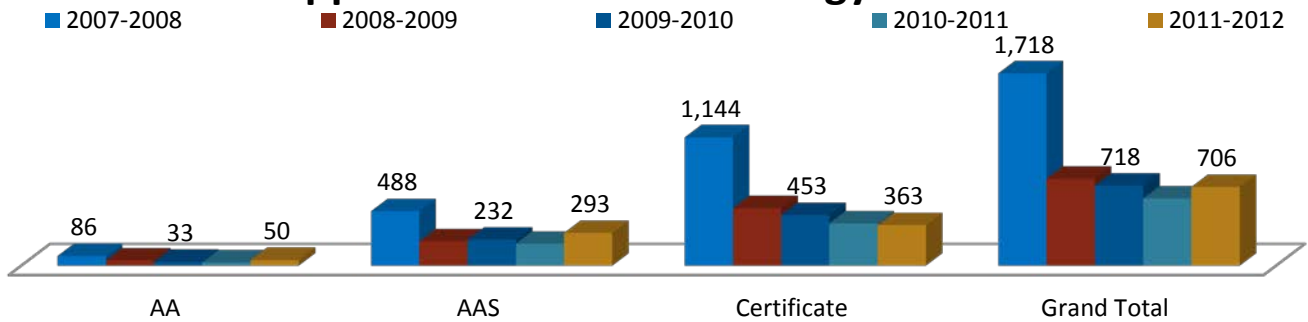
DEGREES AWARDS 2007-2008 TO 2011-2012

Division	AA	AAS	AS	Certificate	Grand Total
Applied Science	50	293		363	706
Arts and Sciences	87		53		140
Cont.Ed & Workforce Dev				18	18
Health Sciences	2	214	8	198	422
Interdisciplinary Studies	149				149
Grand Total	288	507	61	579	1435

Applied Science & Technology Division

Year	AA	AAS	Certificate	Grand Total
2011-2012	50	293	363	706
2010-2011	28	196	378	602
2009-2010	33	232	453	718
2008-2009	46	218	515	779
2007-2008	86	488	1144	1,718

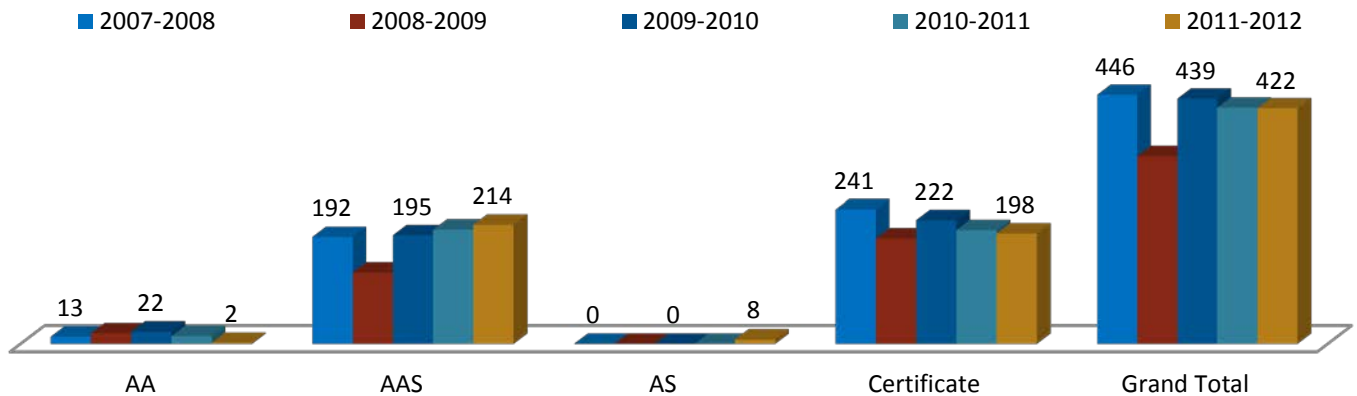
Applied Science & Technology Awards



Health Sciences Division

Year	AA	AAS	AS	Certificate	Grand Total
2011-2012	2	214	8	198	422
2010-2011	14	205	0	204	423
2009-2010	22	195	0	222	439
2008-2009	19	128	0	189	336
2007-2008	13	192	0	241	446

Health Sciences Awards

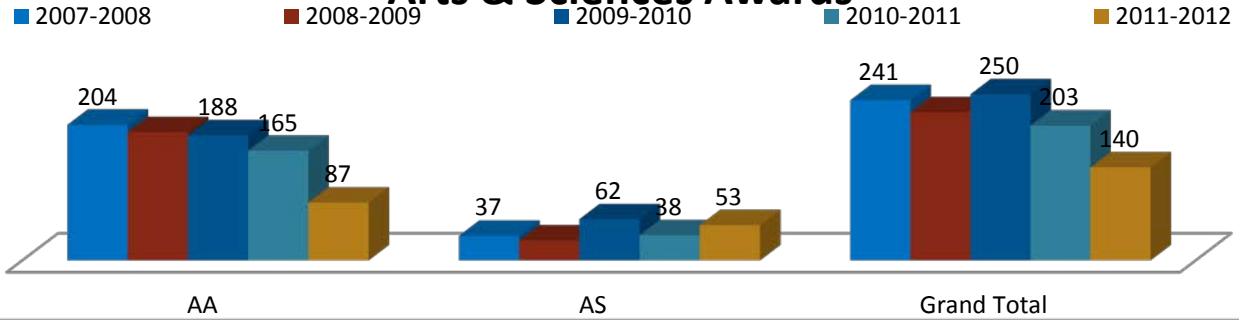


**ST. PHILIP'S COLLEGE
DIVISION TOTALS
DEGREES AWARDS 2007-2008 TO 2011-2012**

Arts & Sciences Division

Year	AA	AS	Grand Total
2011-2012	87	53	140
2010-2011	165	38	203
2009-2010	188	62	250
2008-2009	193	30	223
2007-2008	204	37	241

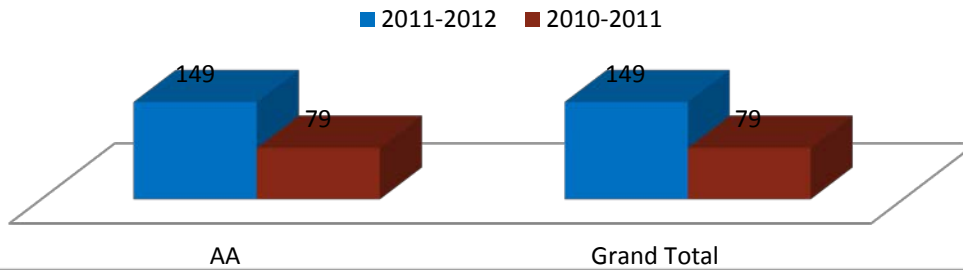
Arts & Sciences Awards



Interdisciplinary Programs Division

Year	AA	Grand Total
2011-2012	149	149
2010-2011	79	79

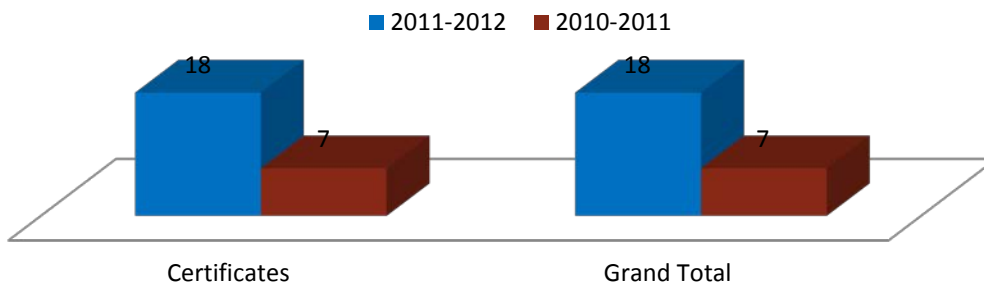
Interdisciplinary Programs Awards



Continuing Education & workforce/Massage Therapy

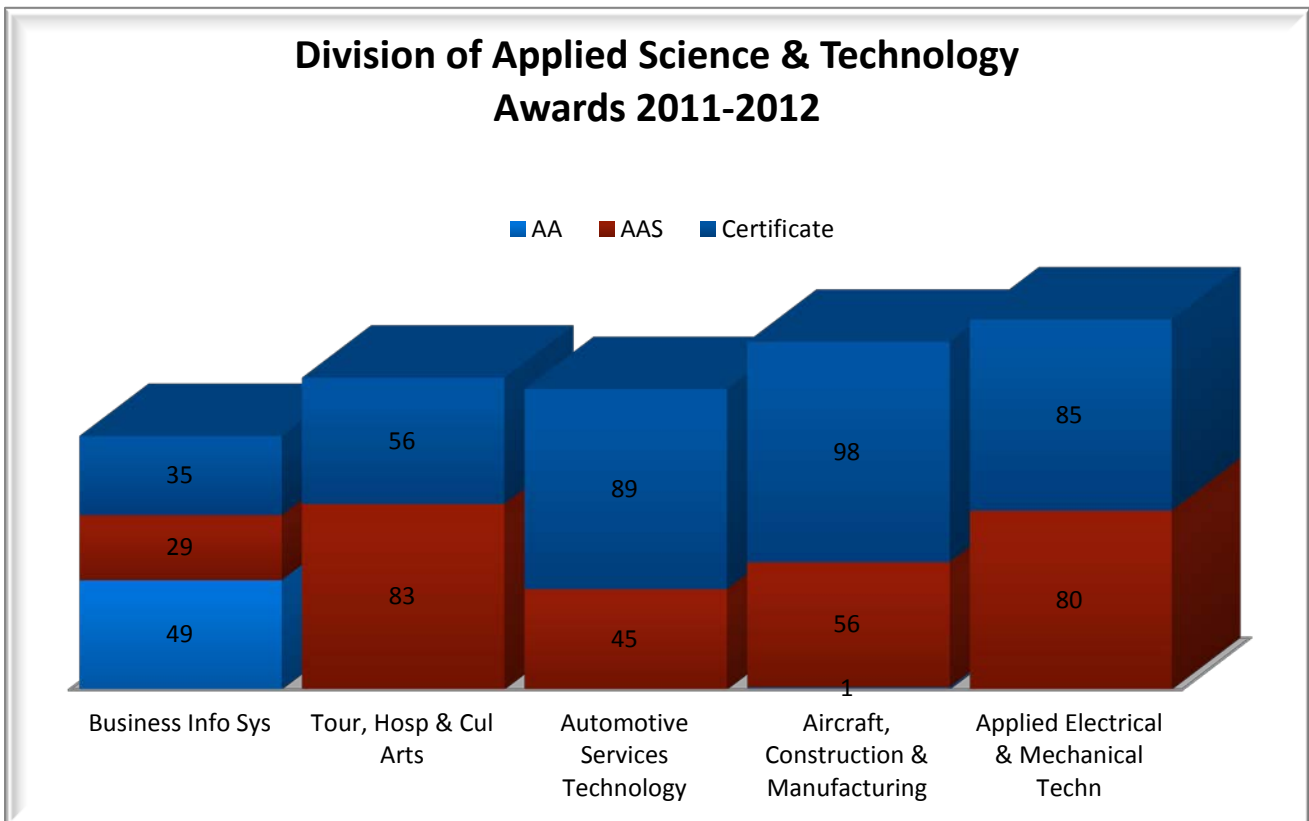
Year	Certificates	Grand Total
2011-2012	18	18
2010-2011	7	7

Continuing Education/Massage Therapy Awards



ST. PHILIP'S COLLEGE
APPLIED SCIENCE TECHNOLOGY DIVISION
DEGREES AWARDS 2007-2008 TO 2011-2012

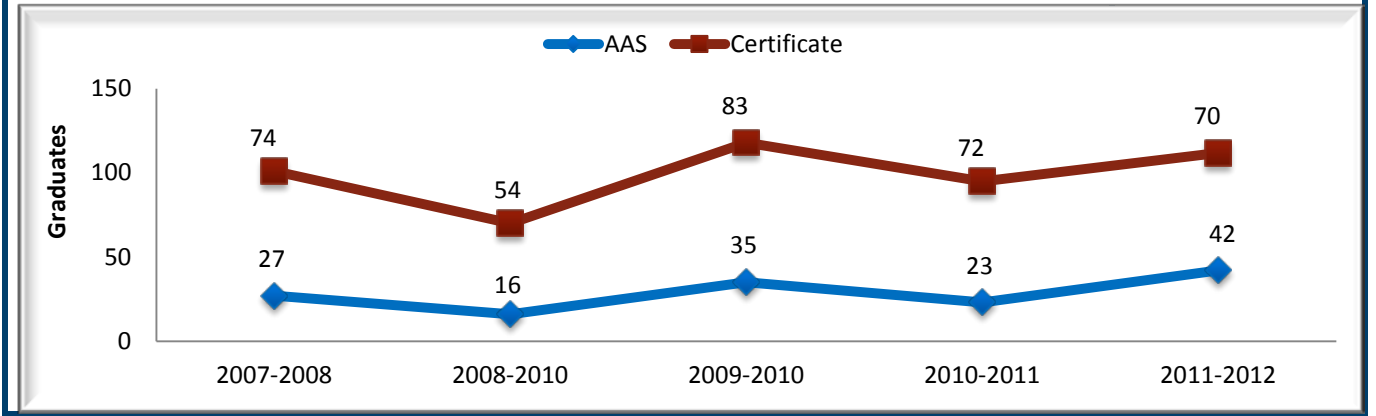
2011-2012	AA	AAS	Certificate	Grand Total
Business Info Sys	49	29	35	113
Tour, Hosp & Cul Arts		83	56	139
Automotive Services Technology		45	89	134
Aircraft, Construction & Manufacturing	1	56	98	155
Applied Electrical & Mechanical Techn		80	85	165
Grand Total	50	293	363	706



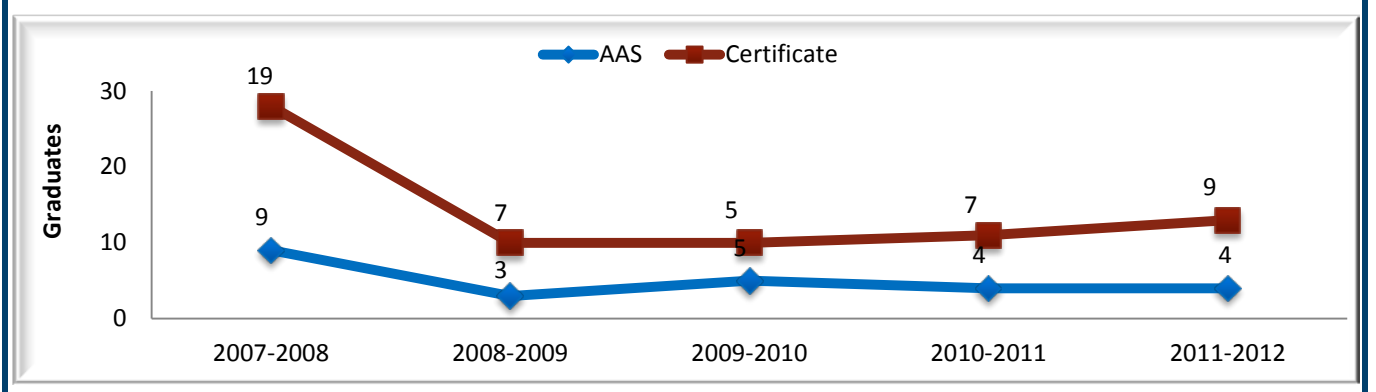
ST. PHILIP'S COLLEGE
AIRCRAFT, CONSTRUCTION AND MANUFACTURING DEPARTMENT
DEGREES AWARDS 2007-2008 TO 2011-2012

2011-2012	AA	AAS	Certificate	Grand Total
Aircraft Tech		42	70	112
Aircraft Mech/Airframe		22	31	53
Aircraft Mech/Powerplant		20	39	59
Home Building		4	9	13
Interior Design	1			1
Manufacturing Eng Tech		4	1	5
Machine Technologist		4	1	5
Plumbing			1	1
Plumbing			1	1
Welding		6	17	23
Welding Technologist		6	17	23
Grand Total	1	56	98	155

Aircraft Technology	AAS	Certificate	Grand Total
2011-2012	42	70	112
2010-2011	23	72	95
2009-2010	35	83	118
2008-2010	16	54	70
2007-2008	27	74	101

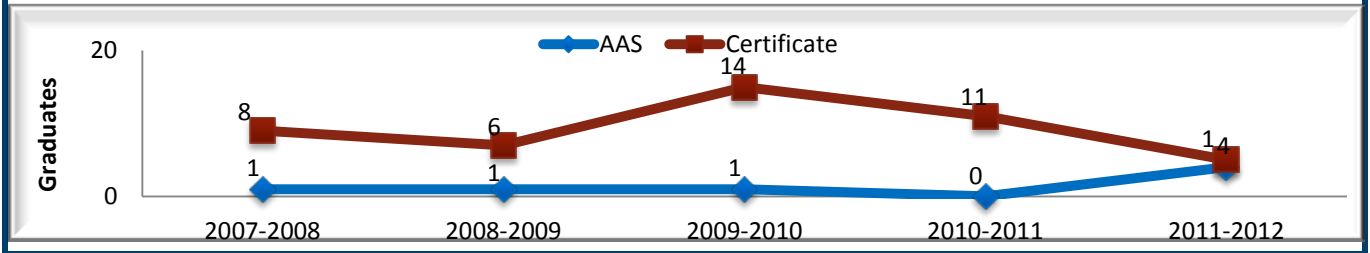


Home Building	AAS	Certificate	Grand Total
2011-2012	4	9	13
2010-2011	4	7	11
2009-2010	5	5	10
2008-2009	3	7	10
2007-2008	9	19	28

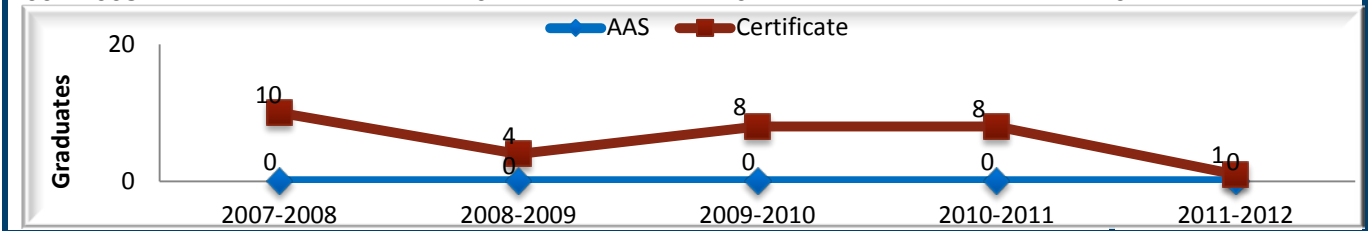


**ST. PHILIP'S COLLEGE
AIRCRAFT, CONSTRUCTION AND MANUFACTURING DEPARTMENT
DEGREES AWARDS 2007-2008 TO 2011-2012**

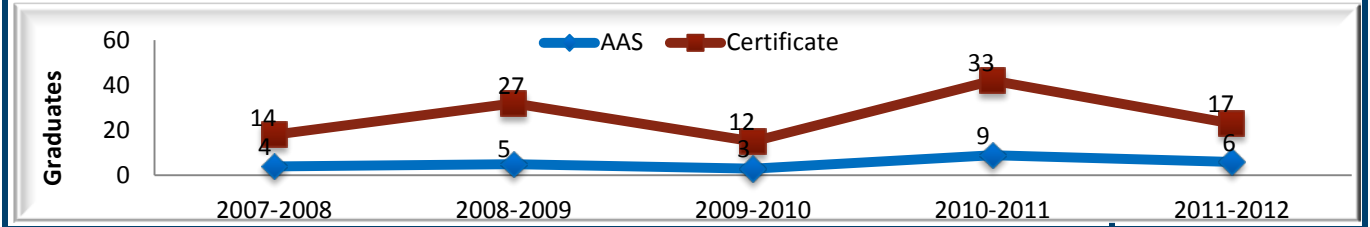
Manufacturing Engineer. Te	AAS	Certificate	Grand Total
2011-2012	4	1	5
2010-2011	0	11	11
2009-2010	1	14	15
2008-2009	1	6	7
2007-2008	1	8	9



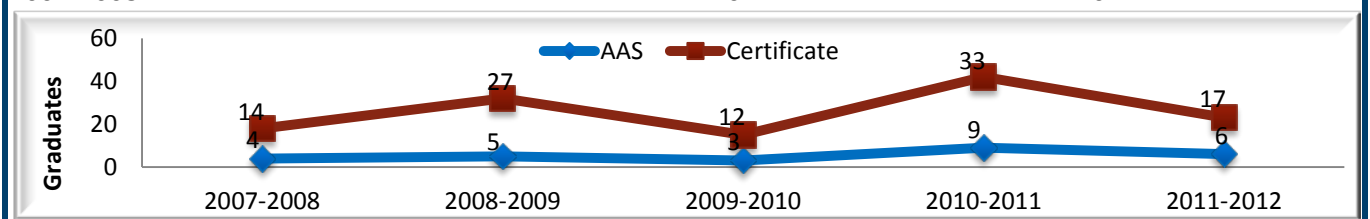
Plumbing	AAS	Certificate	Grand Total
2011-2012	0	1	1
2010-2011	0	8	8
2009-2010	0	8	8
2008-2009	0	4	4
2007-2008	0	10	10



Welding	AAS	Certificate	Grand Total
2011-2012	6	17	23
2010-2011	9	33	42
2009-2010	3	12	15
2008-2009	5	27	32
2007-2008	4	14	18



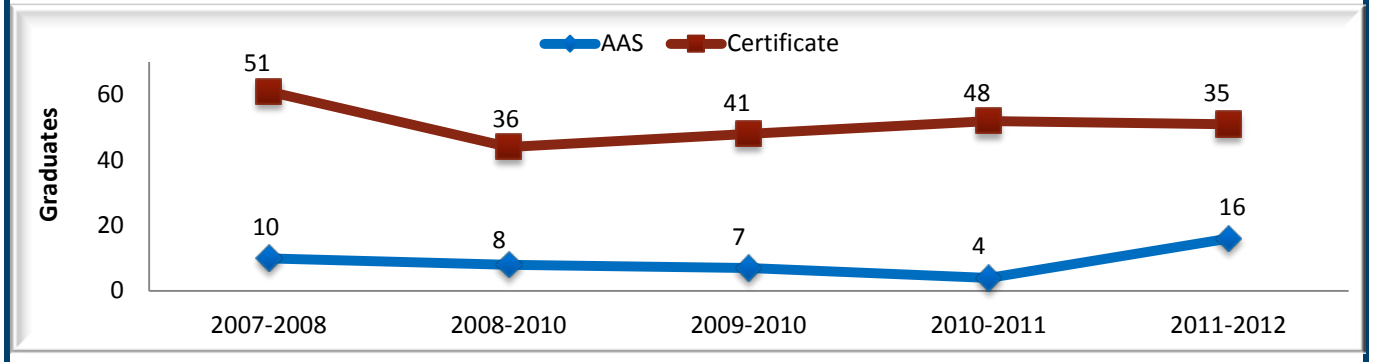
Interior Design	AA	AAS	Certificate	Grand Total
2011-2012	1	0	0	1
2010-2011	0	0	0	0
2009-2010	0	0	0	0
2008-2009	1	0	0	1
2007-2008	1	0	0	1



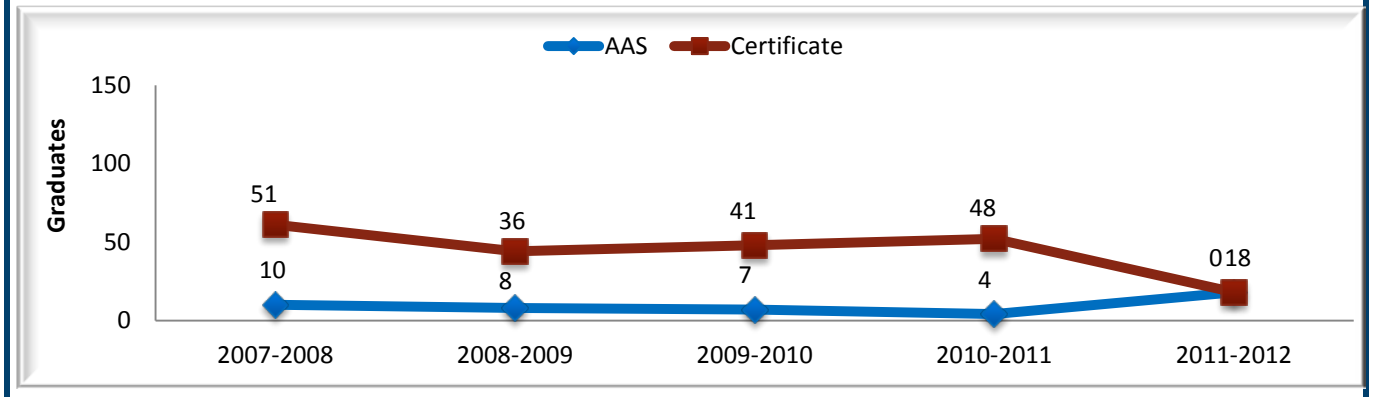
ST. PHILIP'S COLLEGE
APPLIED ELECTRICAL AND MECHANICAL TECHNOLOGY DEPARTMENT
DEGREES AWARDS 2007-2008 TO 2011-2012

2011-2012	AAS	Certificate	Grand Total
Air Conditioning	16	35	51
Heat/AC & Refrig Tech	16	35	51
Bio-Medical Equip Tech	18		18
Biomedical Engr Tech	18		18
Computer Maint Tech	22	29	51
Electrical Trades	7	15	22
Electrician	7	15	22
Electronics	14		14
Electronics & Info Tech	14		14
Instr Tech	3	5	8
Instrumentation Tech	3	5	8
Grand Total	80	85	165

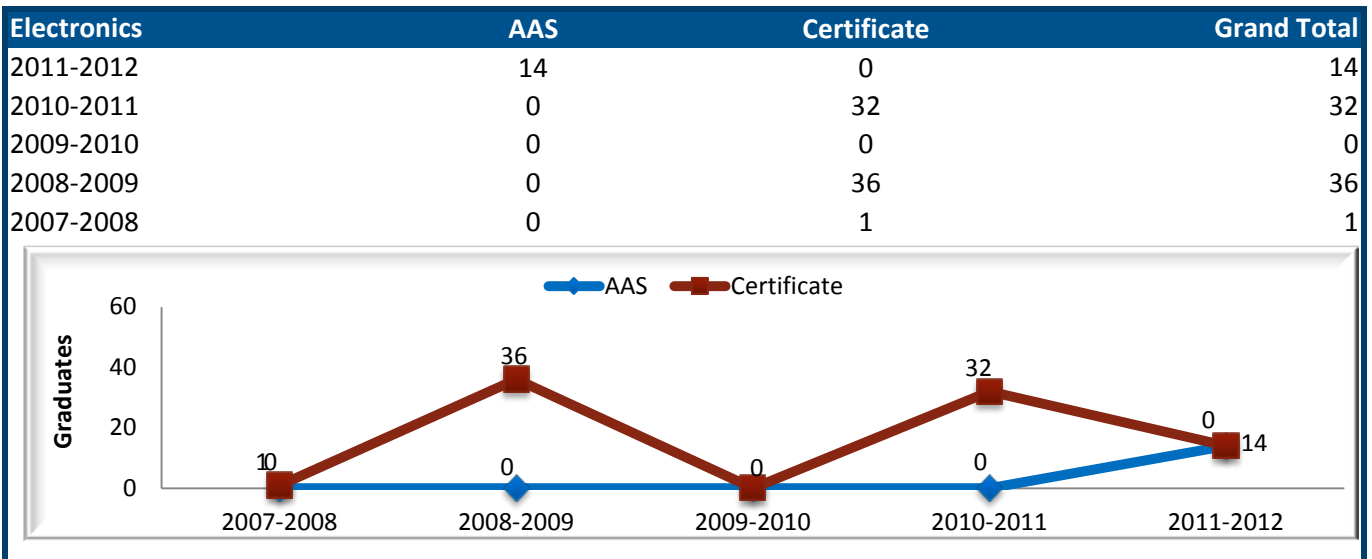
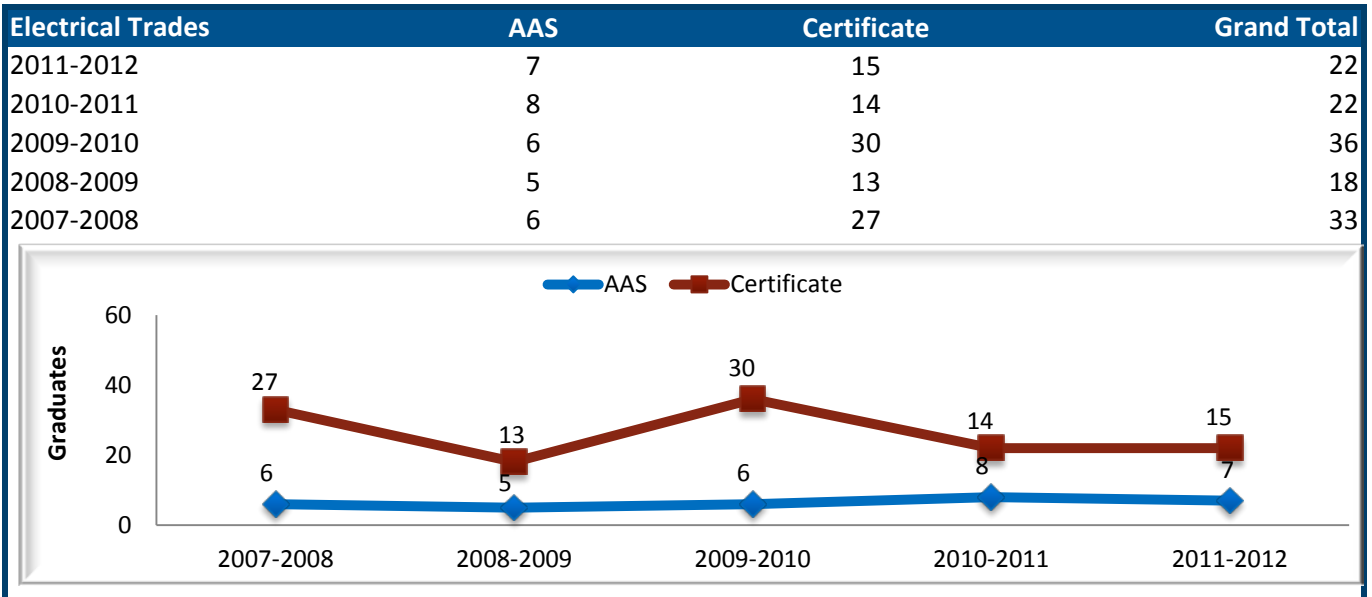
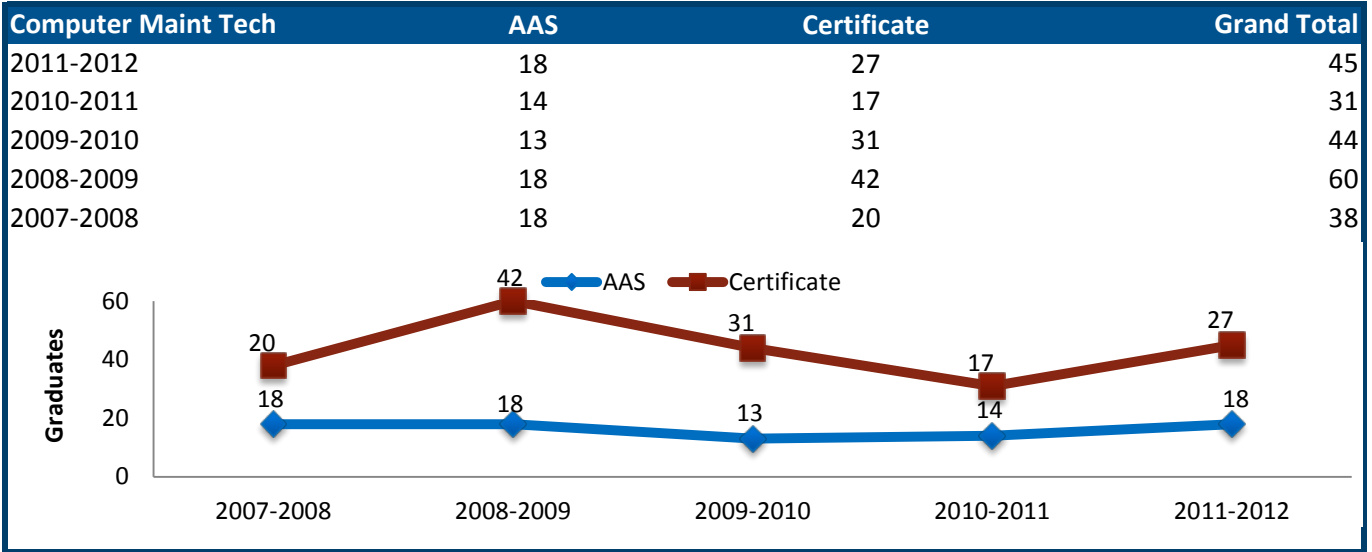
Air Conditioning	AAS	Certificate	Grand Total
2011-2012	16	35	51
2010-2011	4	48	52
2009-2010	7	41	48
2008-2010	8	36	44
2007-2008	10	51	61



Bio-Medical Equip Tech	AAS	Certificate	Grand Total
2011-2012	18	0	18
2010-2011	4	48	52
2009-2010	7	41	48
2008-2009	8	36	44
2007-2008	10	51	61



ST. PHILIP'S COLLEGE
APPLIED ELECTRICAL AND MECHANICAL TECHNOLOGY DEPARTMENT
DEGREES AWARDS 2007-2008 TO 2011-2012



ST. PHILIP'S COLLEGE
APPLIED ELECTRICAL AND MECHANICAL TECHNOLOGY DEPARTMENT
DEGREES AWARDS 2007-2008 TO 2011-2012

*Instrumentation Tech	AAS	Certificate	Grand Total
2011-2012	3	5	8
2010-2011	0	0	0
2009-2010	0	0	0
2008-2009	0	0	0
2007-2008	0	0	0

A 3D bar chart titled '2011-2012' showing the number of awards for three categories: AAS, Certificate, and Grand Total. The bars are blue and their heights correspond to the values 3, 5, and 8 respectively. The x-axis labels are 'AAS', 'Certificate', and 'Grand Total'.

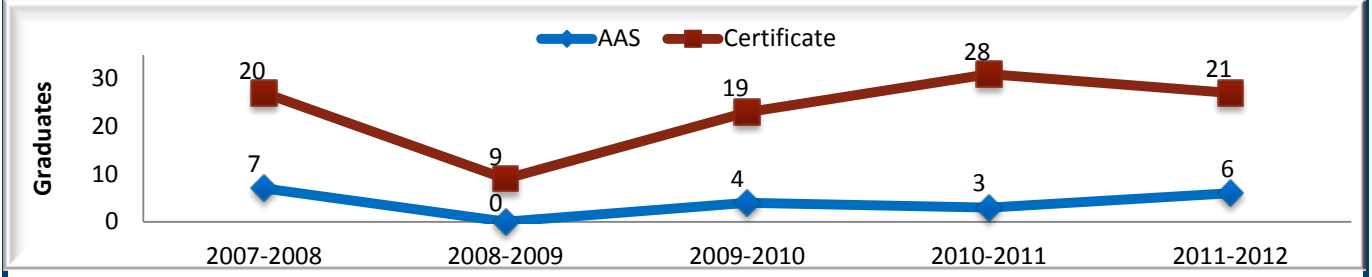
Category	Value
AAS	3
Certificate	5
Grand Total	8

*Instrumentation Technology is a new program. No data prior to 2011-2012.

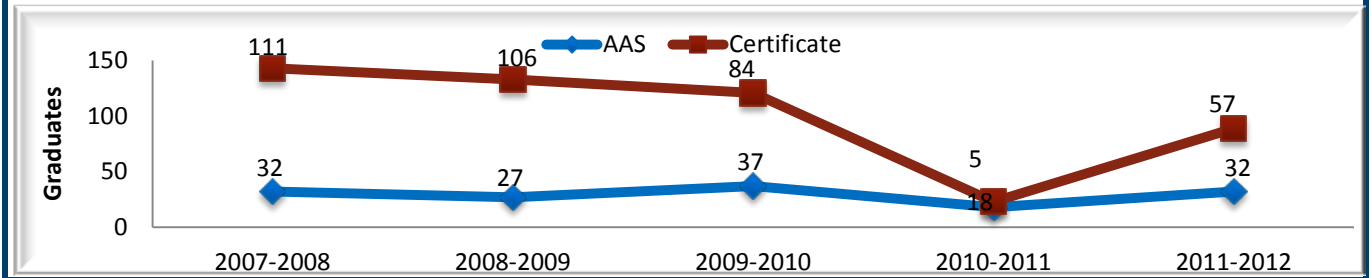
ST. PHILIP'S COLLEGE
AUTOMOTIVE TECHNOLOGY DEPARTMENT
DEGREES AWARDS 2007-2008 TO 2011-2012

2011-2012	AAS	Certificate	Grand Total
Auto Srv Educ Prog	38	78	116
Automotive Body Repair	6	21	27
Automotive Mechanic	32	57	89
Diesel Tech	7	11	18
Diesel Engine Mechanic	7	11	18
Grand Total	45	89	134

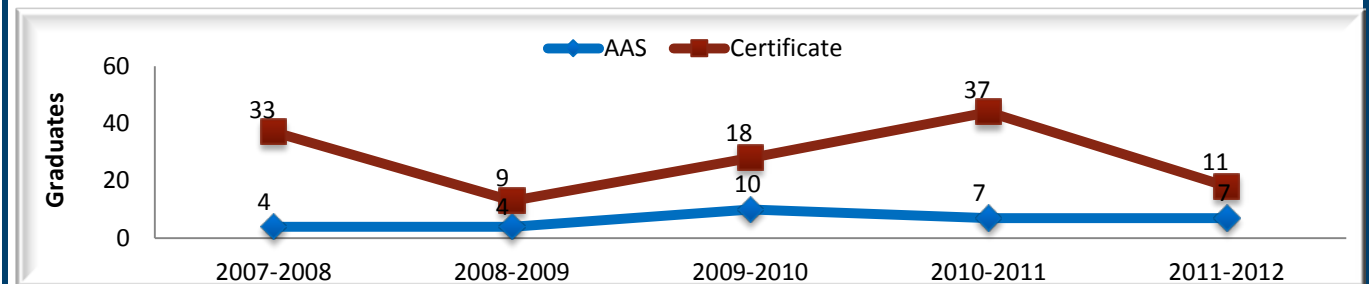
Automotive Body Repair	AAS	Certificate	Grand Total
2011-2012	6	21	27
2010-2011	3	28	31
2009-2010	4	19	23
2008-2009	0	9	9
2007-2008	7	20	27



Automotive Mechanic	AAS	Certificate	Grand Total
2011-2012	32	57	89
2010-2011	18	5	23
2009-2010	37	84	121
2008-2009	27	106	133
2007-2008	32	111	143



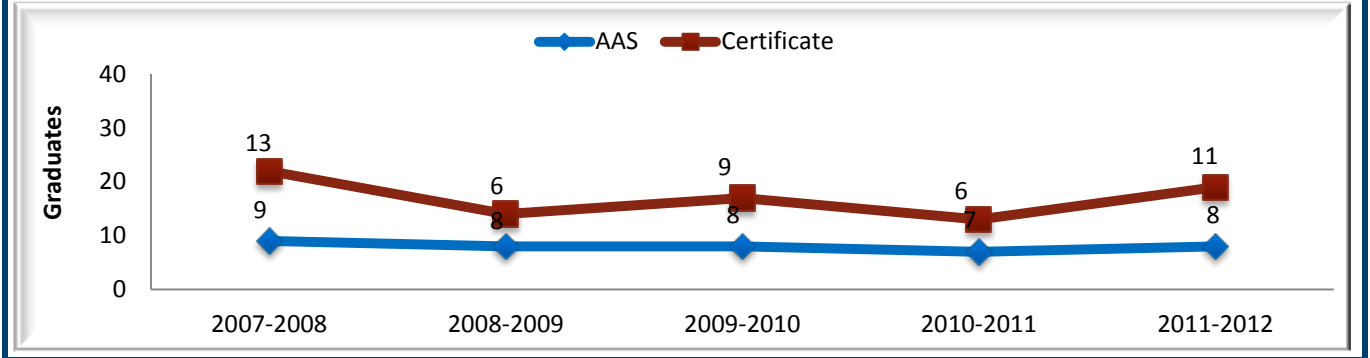
Diesel Engine Mechanic	AAS	Certificate	Grand Total
2011-2012	7	11	18
2010-2011	7	37	44
2009-2010	10	18	28
2008-2009	4	9	13
2007-2008	4	33	37



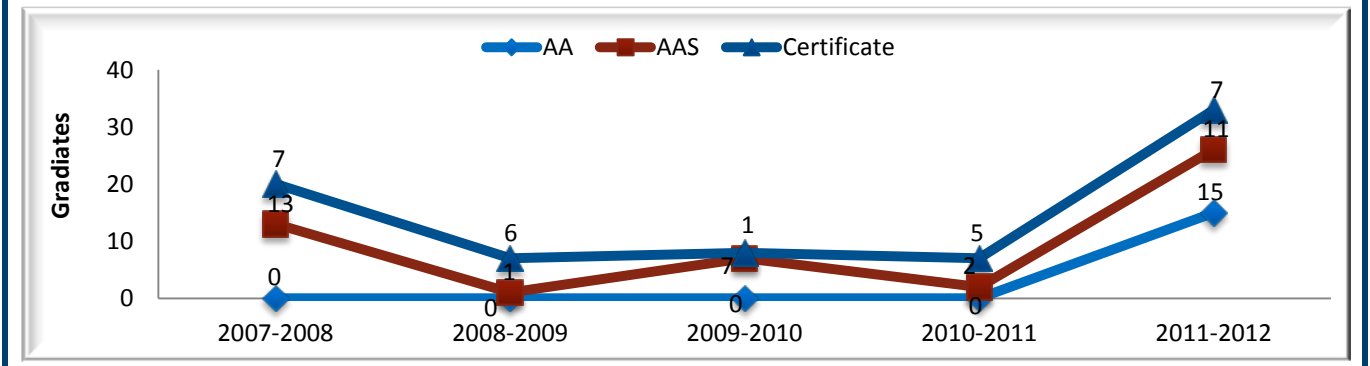
**ST. PHILIP'S COLLEGE
BUSINESS INFORMATION SOLUTIONS DEPARTMENT
DEGREES AWARDS 2007-2008 TO 2011-2012**

2011-2012	AA	AAS	Certificate	Grand Total
Admin Tech	15	11	7	33
Admin Asst/Secr Sci, Gen		5	5	10
Legal Assistant		2		2
Administrative Computer Technology	15	4	2	21
Business Admin	34	6		40
Business Admin, Gen		6		6
Business, General	34			34
Information Tech		4	17	21
Computer Programming		4	17	21
Accounting Information Systems Tech		8	11	19
Accounting Technician		8	11	19
Grand Total	49	29	35	113

Accounting Information Systems Tech	AA	AAS	Certificate	Grand Total
2011-2012	0	8	11	19
2010-2011	0	7	6	13
2009-2010	0	8	9	17
2008-2009	0	8	6	14
2007-2008	0	9	13	22

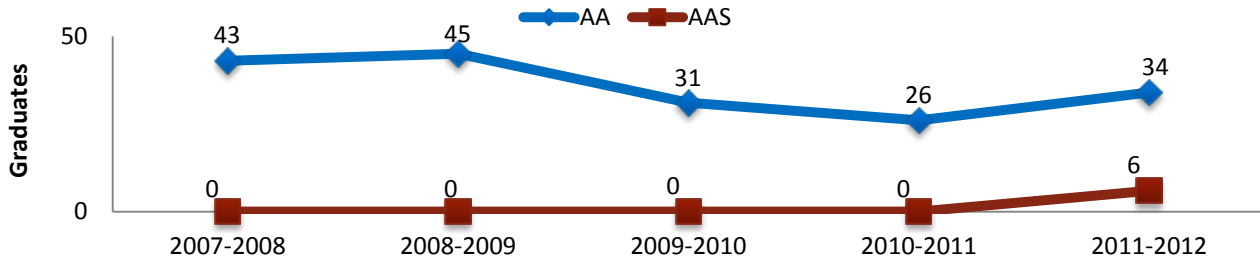


Administrative Computer Technology	AA	AAS	Certificate	Grand Total
2011-2012	15	11	7	33
2010-2011	0	2	5	7
2009-2010	0	7	1	8
2008-2009	0	1	6	7
2007-2008	0	13	7	20

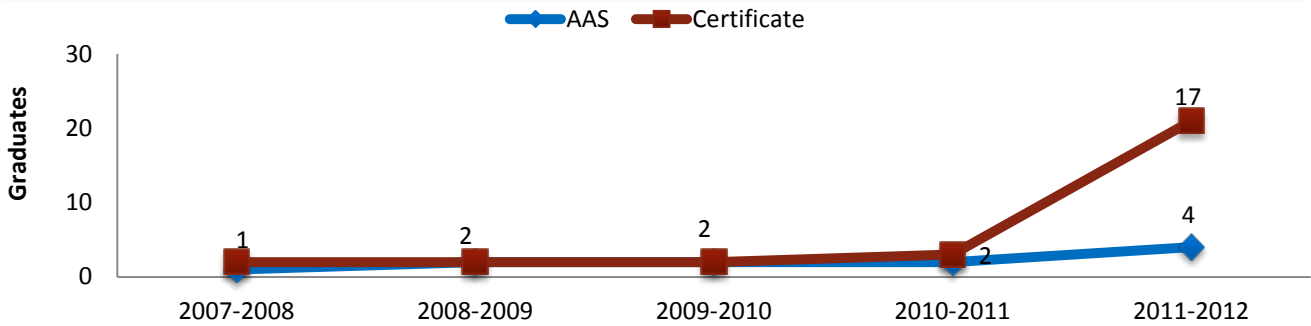


ST. PHILIP'S COLLEGE
BUSINESS INFORMATION SOLUTIONS DEPARTMENT
DEGREES AWARDS 2007-2008 TO 2011-2012

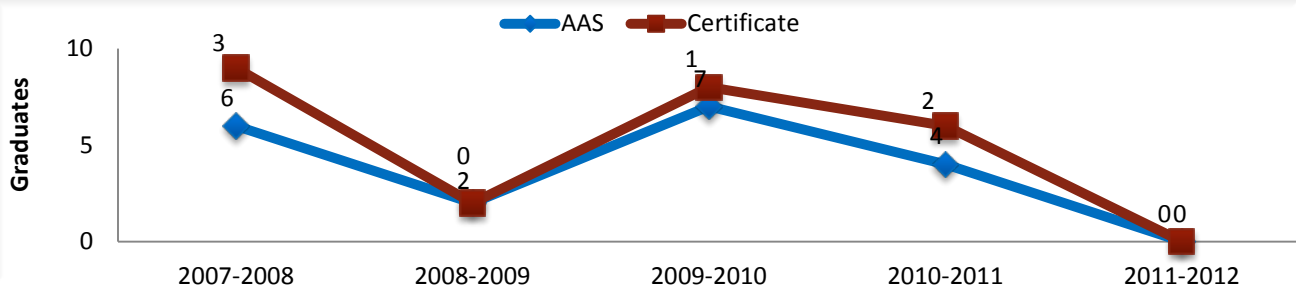
Business Administration	AA	AAS	Certificate	Grand Total
2011-2012	34	6	0	40
2010-2011	26	0	0	26
2009-2010	31	0	0	31
2008-2009	45	0	0	45
2007-2008	43	0	0	43



Information Technology	AA	AAS	Certificate	Grand Total
2011-2012	0	4	17	21
2010-2011	0	2	1	3
2009-2010	0	2	0	2
2008-2009	0	2	0	2
2007-2008	0	1	1	2

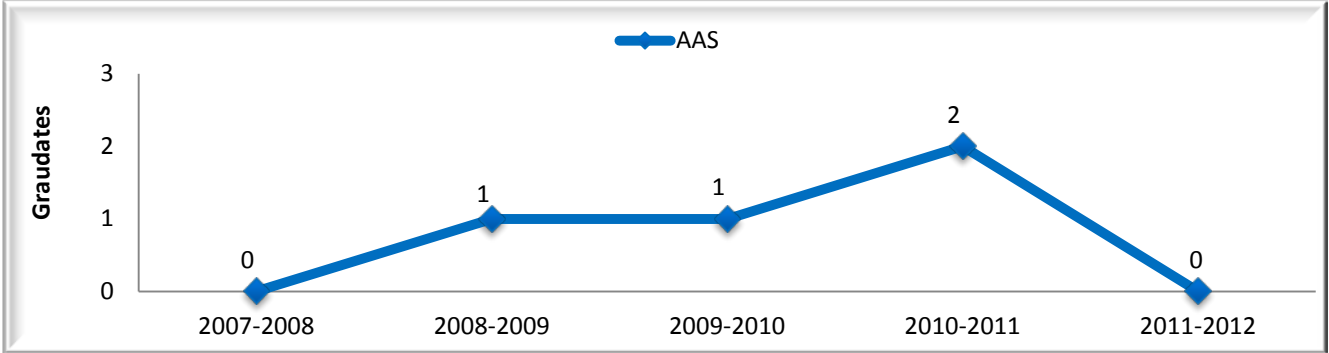


Business Management	AA	AAS	Certificate	Grand Total
2011-2012	0	0	0	0
2010-2011	0	4	2	6
2009-2010	0	7	1	8
2008-2009	0	2	0	2
2007-2008	0	6	3	9



**ST. PHILIP'S COLLEGE
 BUSINESS INFORMATION SOLUTIONS DEPARTMENT
 DEGREES AWARDS 2007-2008 TO 2011-2012**

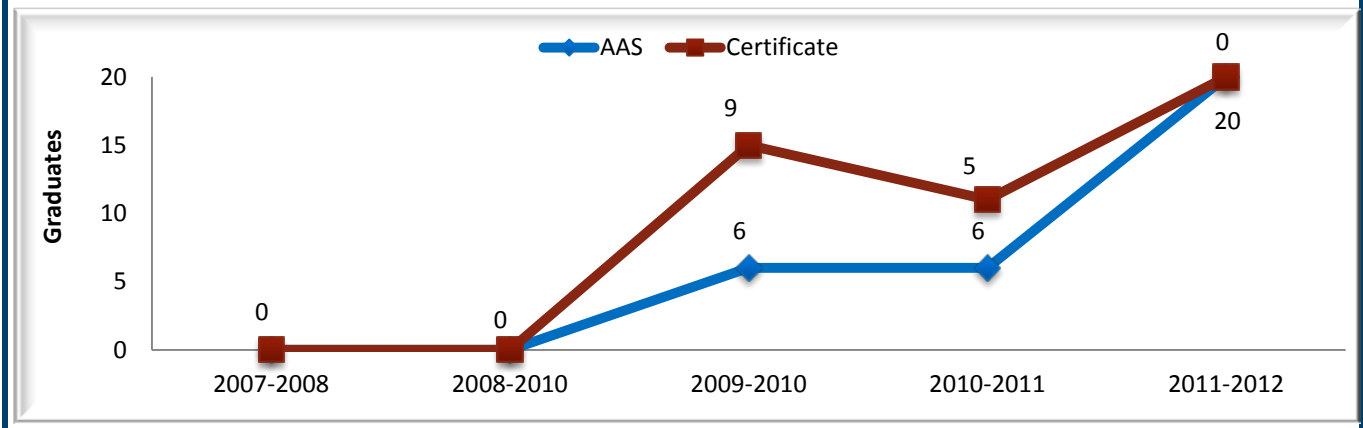
Computer Science	AA	AAS	Certificate	Grand Total
2011-2012	0	0	0	0
2010-2011	0	2	0	2
2009-2010	0	1	0	1
2008-2009	0	1	0	1
2007-2008	0	0	0	0



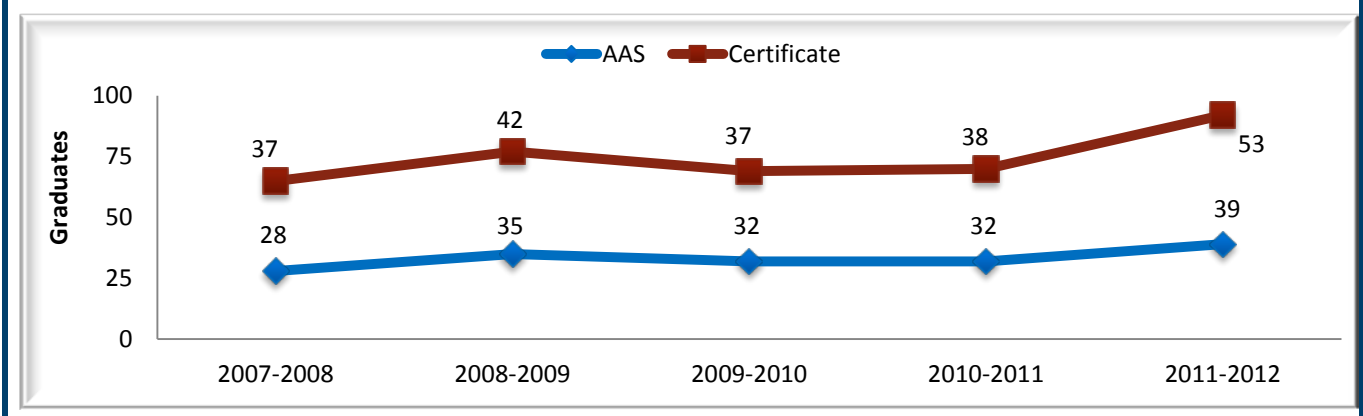
ST. PHILIP'S COLLEGE
TOURISM, HOSPITALITY, AND CULINARY ARTS DEPARTMENT
DEGREES AWARDS 2007-2008 TO 2011-2012

2011-2012	AAS	Certificate	Grand Total
Culinary Arts			
Culinary Arts	39	53	92
Food & Bev/Rest Op Mgr			
Fast Food Oper	12		12
Travel/Tourism Mgmt			
Hotel Operations	8	3	11
Tourism	4		4
Baking & Pastry Arts			
Baking & Pastry	20		20
Grand Total	83	56	139

Baking & Pastry Arts	AAS	Certificate	Grand Total
2011-2012	20	0	20
2010-2011	6	5	11
2009-2010	6	9	15
2008-2010	0	0	0
2007-2008	0	0	0

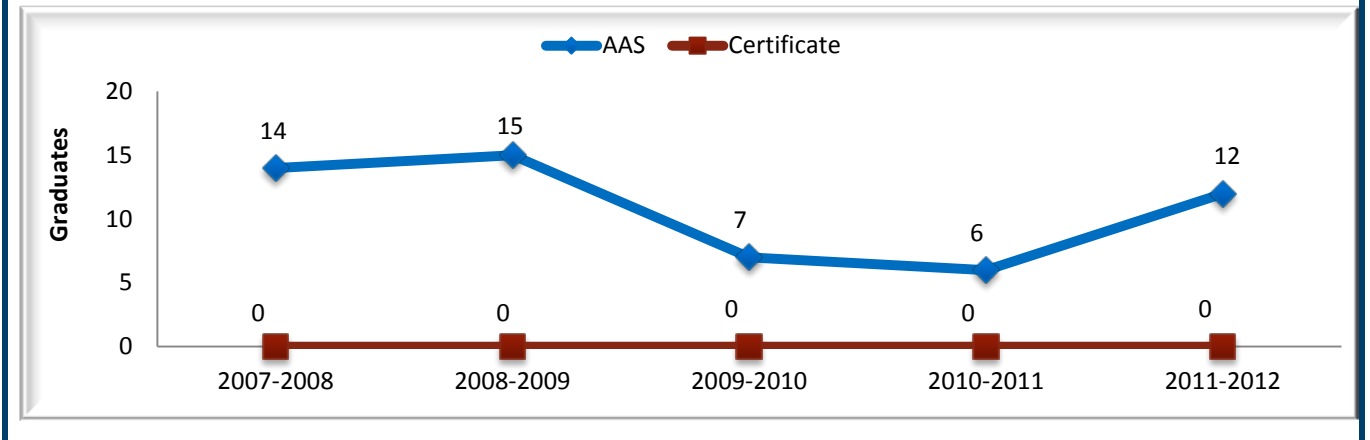


Culinary Arts	AAS	Certificate	Grand Total
2011-2012	39	53	92
2010-2011	32	38	70
2009-2010	32	37	69
2008-2009	35	42	77
2007-2008	28	37	65

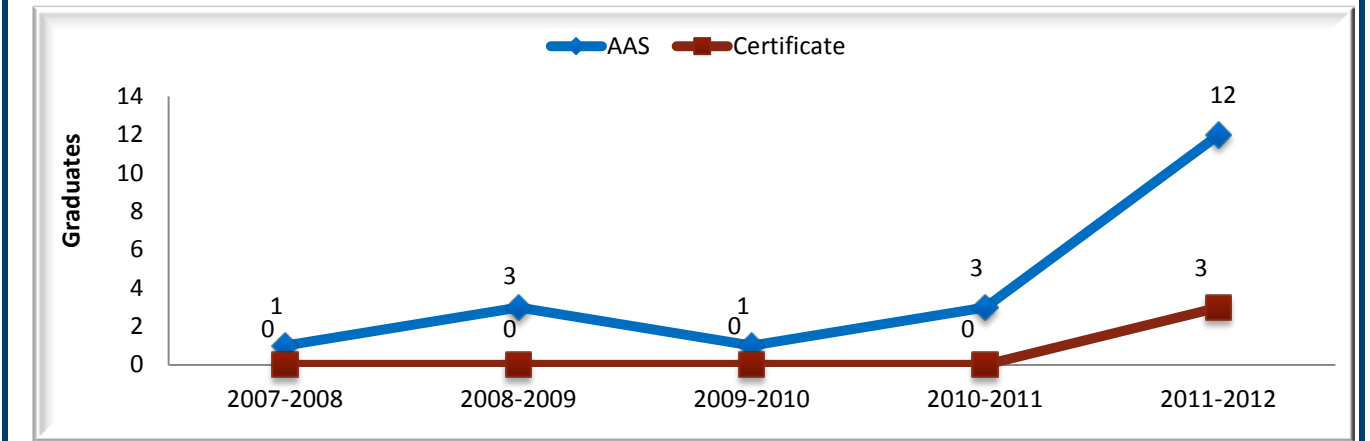


ST. PHILIP'S COLLEGE
TOURISM, HOSPITALITY, AND CULINARY ARTS DEPARTMENT
DEGREES AWARDS 2007-2008 TO 2011-2012

Restaurant Operations	AAS	Certificate	Grand Total
2011-2012	12	0	12
2010-2011	6	0	6
2009-2010	7	0	7
2008-2009	15	0	15
2007-2008	14	0	14

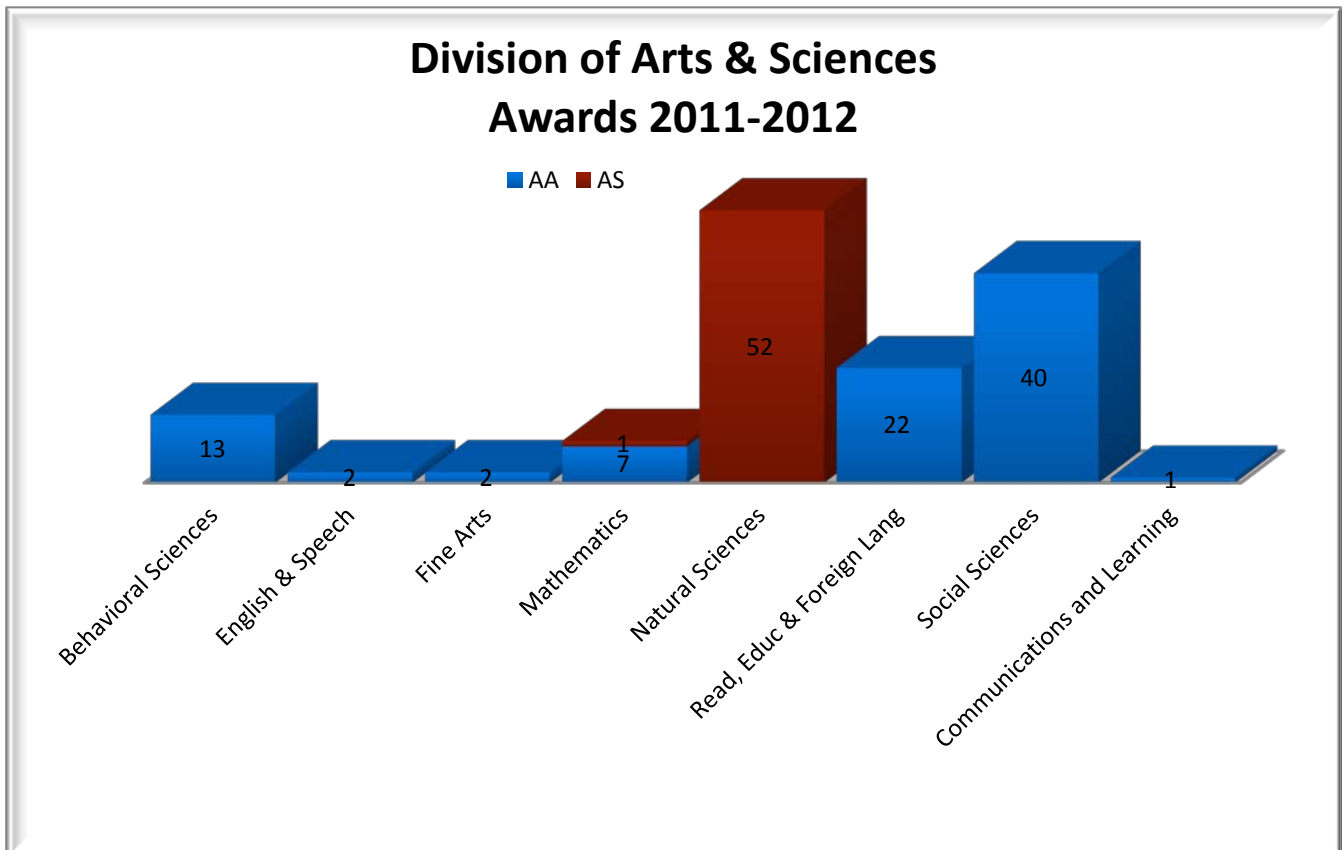


Tourism	AAS	Certificate	Grand Total
2011-2012	12	3	15
2010-2011	3	0	3
2009-2010	1	0	1
2008-2009	3	0	3
2007-2008	1	0	1



ST. PHILIP'S COLLEGE
ARTS AND SCIENCES DIVISION
DEGREES AWARDS 2011-2012

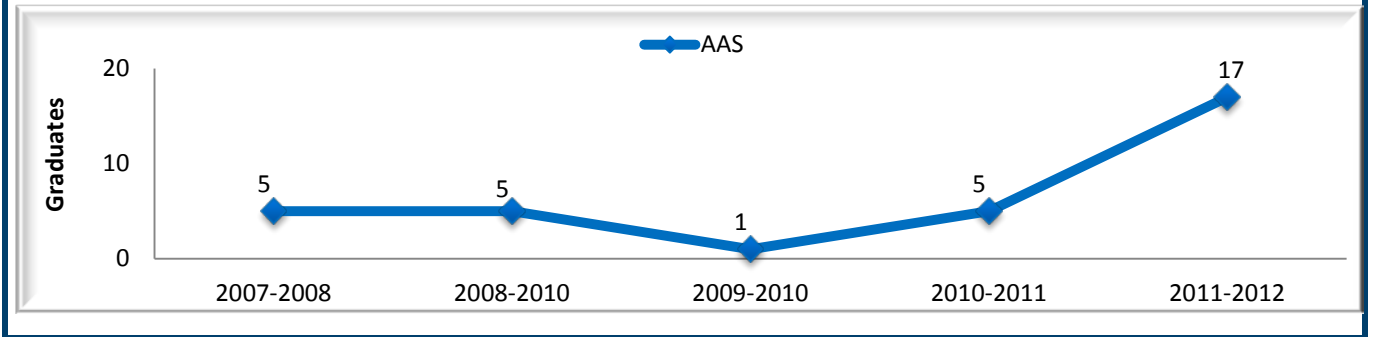
2011-2012	AA	AS	Grand Total
Behavioral Sciences	13		13
English & Speech	2		2
Fine Arts	2		2
Mathematics	7	1	8
Natural Sciences		52	52
Read, Educ & Foreign Lang	22		22
Social Sciences	40		40
Communications and Learning	1		1
Grand Total	87	53	140



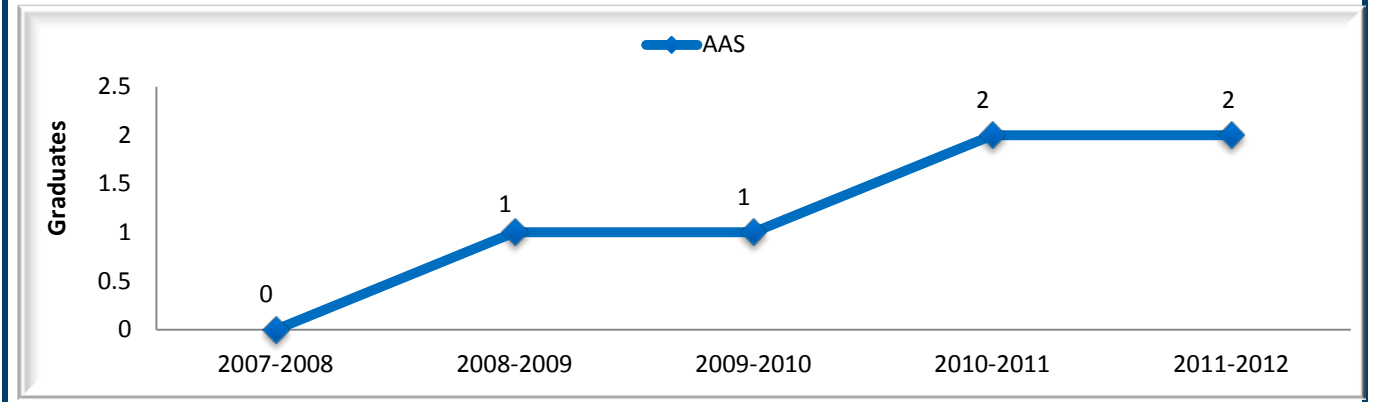
ST. PHILIP'S COLLEGE
COMMUNICATIONS AND LEARNING DEPARTMENT
DEGREES AWARDS 2007-2008 TO 2011-2012

2011-2012	AA	Grand Total
Education	17	17
Education, General	17	17
English	2	2
Engl Lang & Lit, General	2	2
Foreign Languages	5	5
Greek Lang & Literature	5	5
Speech	1	1
Speech Communication and Rhetoric	1	1
Grand Total	25	25

Education	AA	Grand Total
2011-2012	17	17
2010-2011	5	5
2009-2010	1	1
2008-2010	5	5
2007-2008	5	5

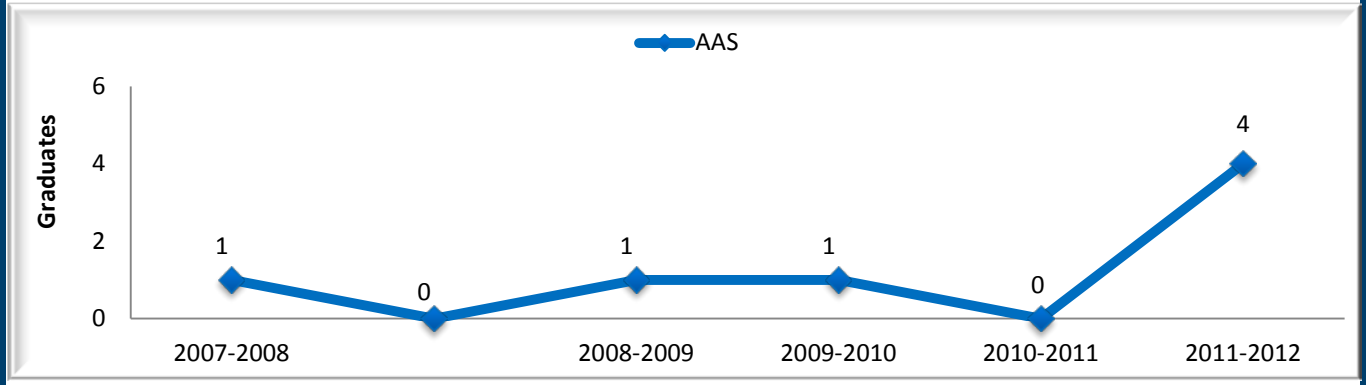


English	AA	Grand Total
2011-2012	2	2
2010-2011	2	2
2009-2010	1	1
2008-2009	1	1
2007-2008	0	0

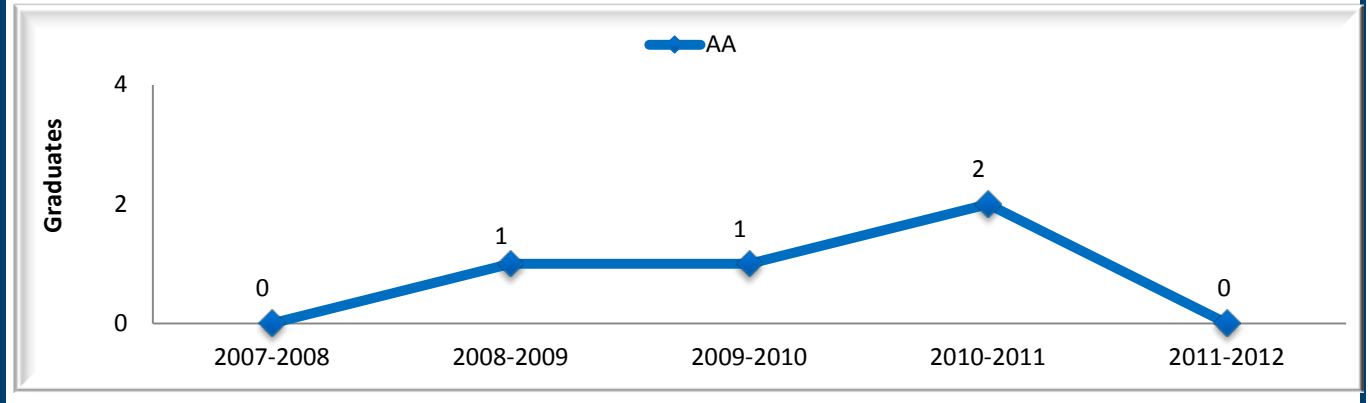


ST. PHILIP'S COLLEGE
COMMUNICATIONS AND LEARNING DEPARTMENT
DEGREES AWARDS 2007-2008 TO 2011-2012

Foreign Languages	AA	Grand Total
2011-2012	4	4
2010-2011	0	0
2009-2010	1	1
2008-2009	1	1
2007-2008	1	1



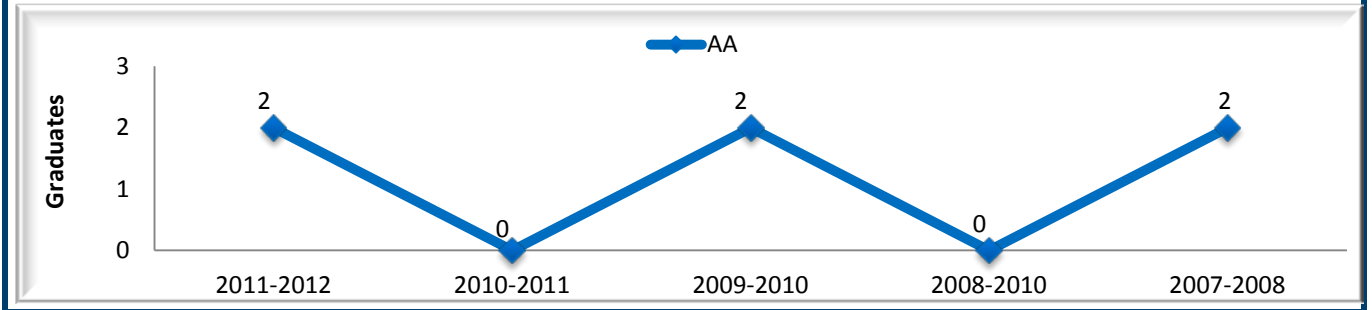
Speech	AA	Grand Total
2011-2012	0	0
2010-2011	2	2
2009-2010	1	1
2008-2009	1	1
2007-2008	0	0



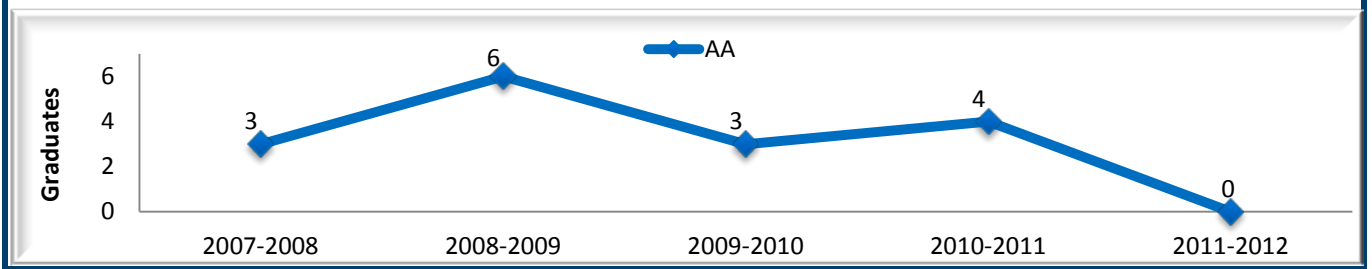
ST. PHILIP'S COLLEGE
COMMUNICATIONS AND LEARNING DEPARTMENT
DEGREES AWARDS 2007-2008 TO 2011-2012

2011-2012	AA	Grand Total
Fine Arts		
Drama	2	2
Grand Total	2	2

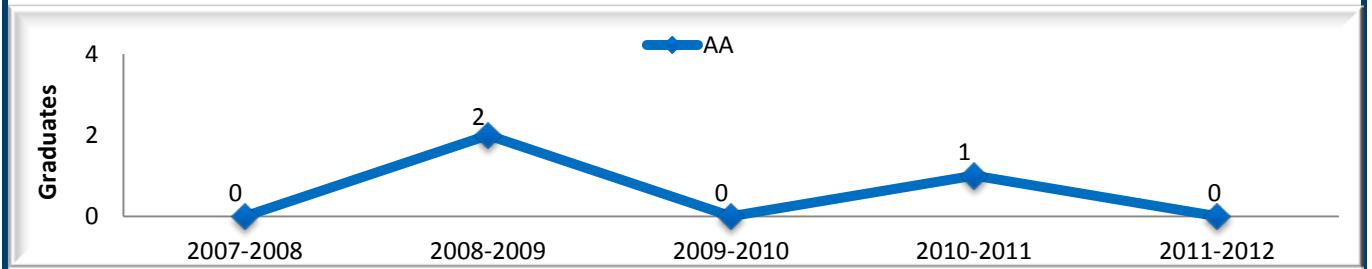
Drama	AA	Grand Total
2011-2012	2	2
2010-2011	0	0
2009-2010	2	2
2008-2010	0	0
2007-2008	2	2



Art	AA	Grand Total
2011-2012	0	0
2010-2011	4	4
2009-2010	3	3
2008-2009	6	6
2007-2008	3	3



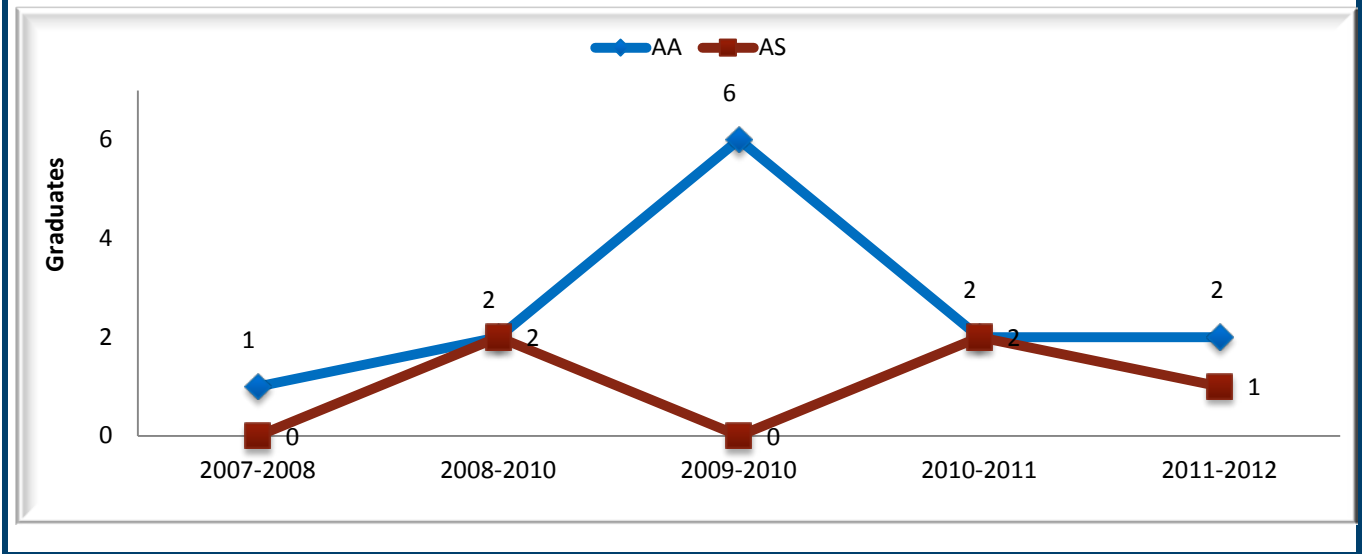
Music	AA	Grand Total
2011-2012	0	0
2010-2011	1	1
2009-2010	0	0
2008-2009	2	2
2007-2008	0	0



**ST. PHILIP'S COLLEGE
MATHEMATICS DEPARTMENT
DEGREES AWARDS 2007-2008 TO 2011-2012**

2011-2012	AA	AS	Grand Total
Mathematics	7	1	8
Engineering, General	5		5
Mathematics	2	1	3
Grand Total	7	1	8

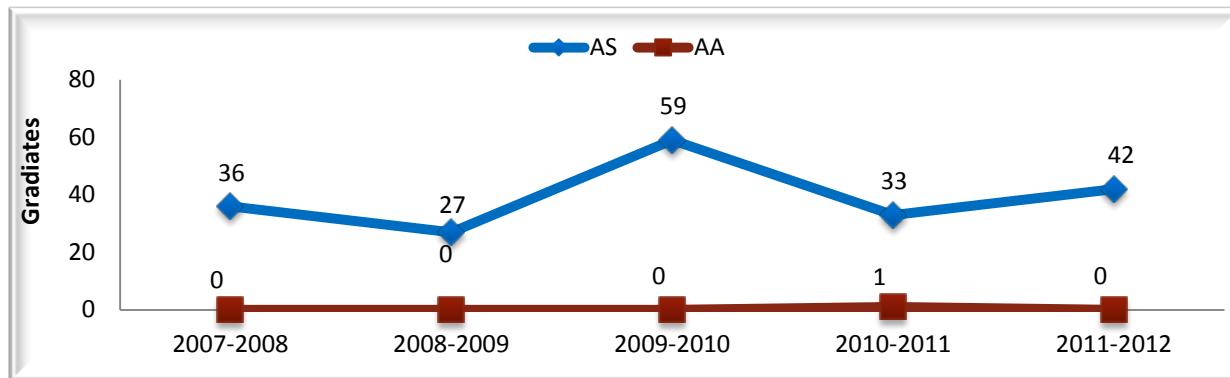
Mathematics	AA	AS	Grand Total
2011-2012	7	1	8
2010-2011	2	2	4
2009-2010	6	0	6
2008-2010	2	2	4
2007-2008	1	0	1



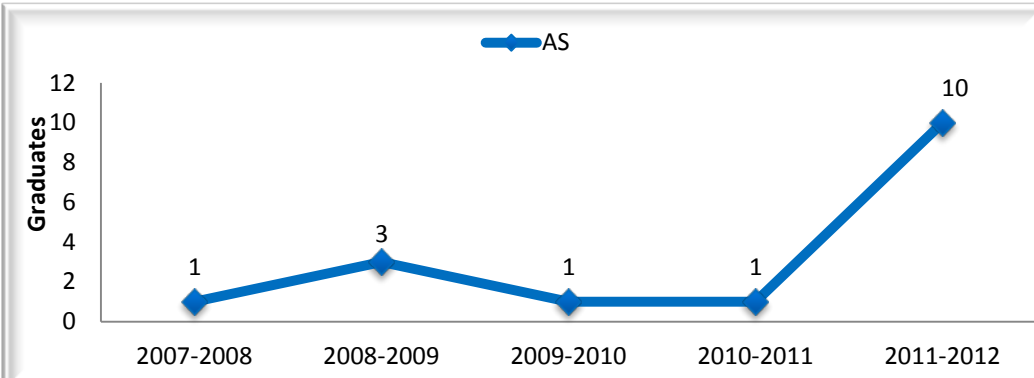
ST. PHILIP'S COLLEGE
NATURAL SCIENCES DEPARTMENT
DEGREES AWARDS 2007-2008 TO 2011-2012

2011-2012	AS	Grand Total
Biology	42	42
Biology, General	7	7
Pre-Medicine Studies	6	6
Pre-Nursing Studies	28	28
Pre-Pharmacy Studies	1	1
Chemistry	10	10
Chemistry, General	10	10
Grand Total	52	52

Biology	AS	AA	Grand Total
2011-2012	42	0	42
2010-2011	33	1	34
2009-2010	59	0	59
2008-2009	27	0	27
2007-2008	36	0	36



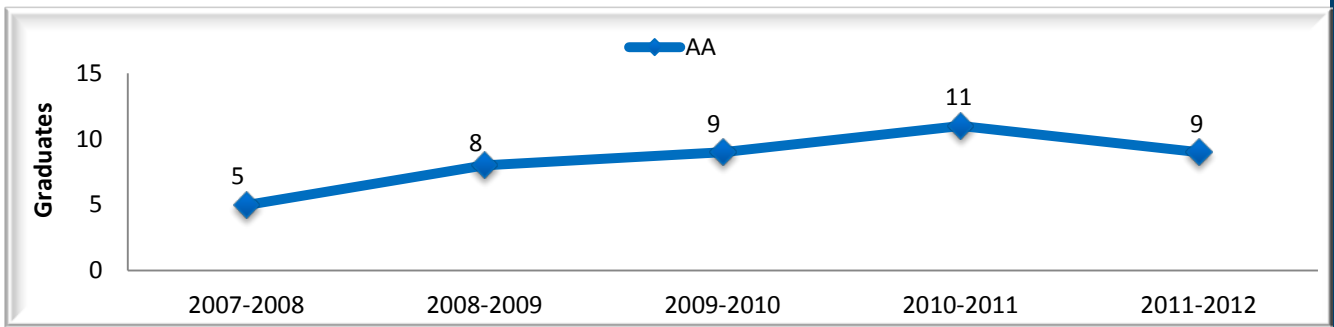
Chemistry	AS	Grand Total
2011-2012	10	10
2010-2011	1	1
2009-2010	1	1
2008-2009	3	3
2007-2008	1	1



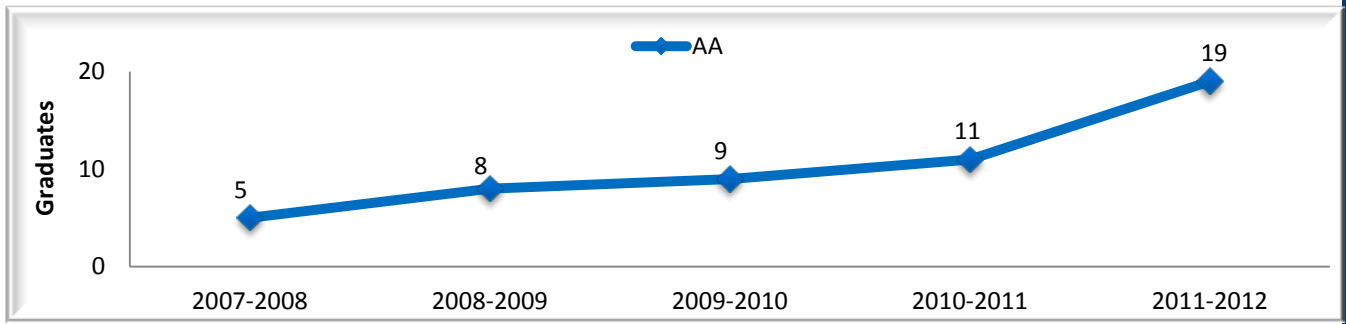
ST. PHILIP'S COLLEGE
SOCIAL AND BEHAVIORAL SCIENCES DEPARTMENT
DEGREES AWARDS 2007-2008 TO 2011-2012

2011-2012	AA	Grand Total
Criminal Justice	9	9
Criminal Justice Studies	9	9
Economics	19	19
Economics, General	19	19
Philosophy	1	1
Philosophy	1	1
Psychology	12	12
Psychology, General	12	12
Sociology	7	7
Pre-Social Work	4	4
Sociology	3	3
Grand Total	48	48

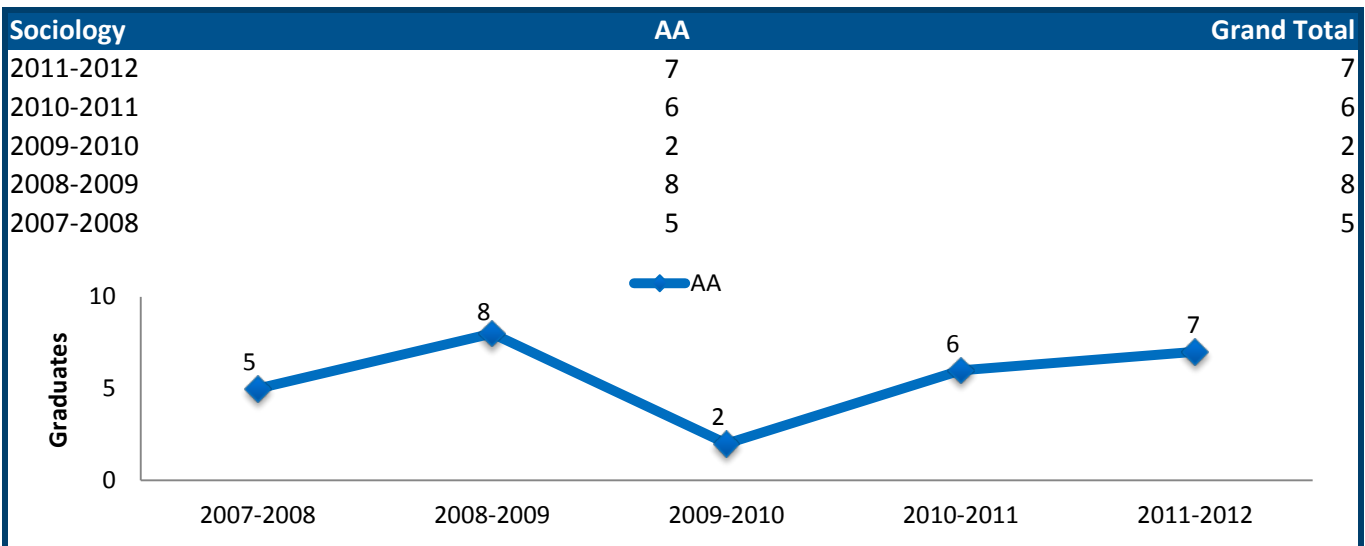
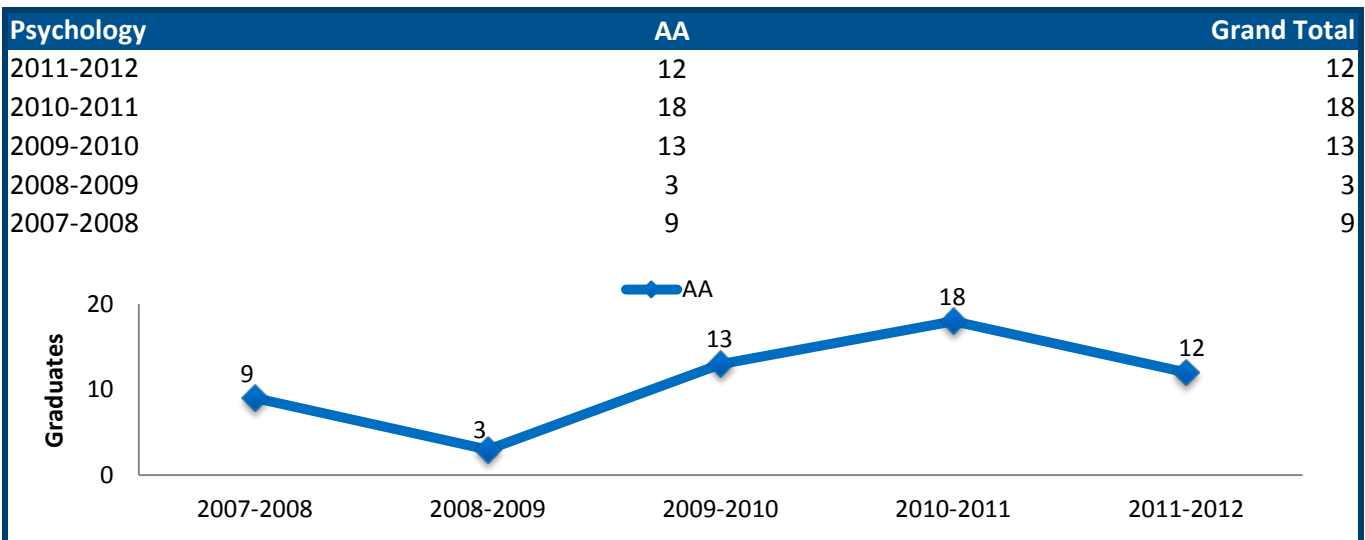
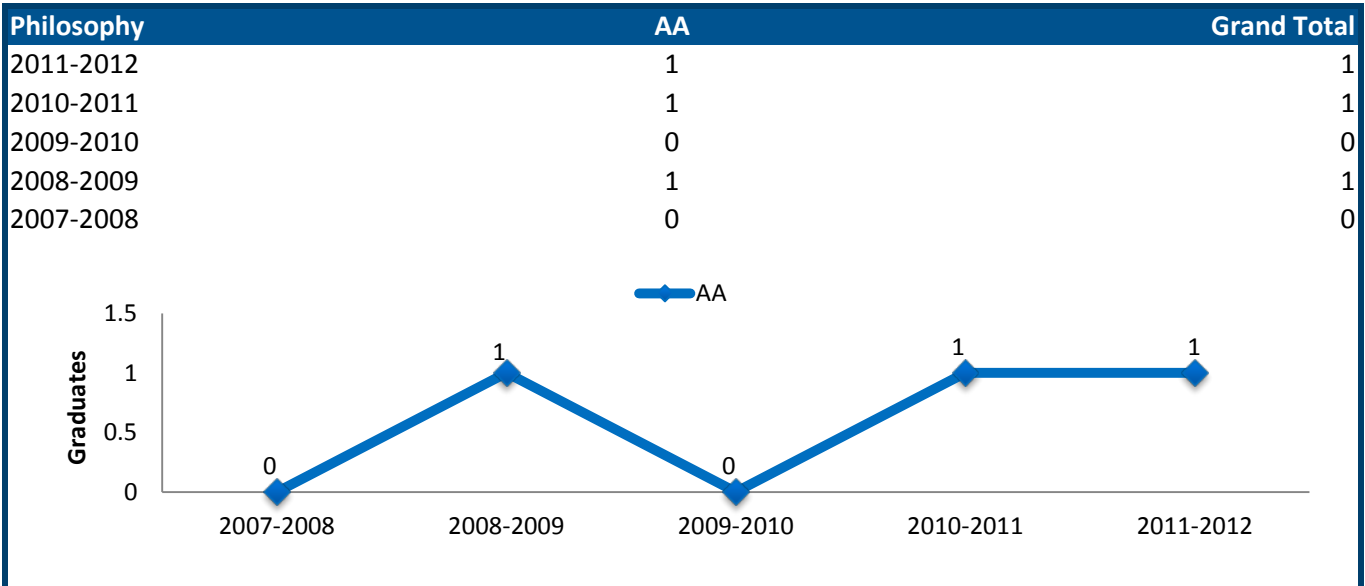
Criminal Justice	AA	Grand Total
2011-2012	9	9
2010-2011	11	11
2009-2010	9	9
2008-2009	8	8
2007-2008	5	5



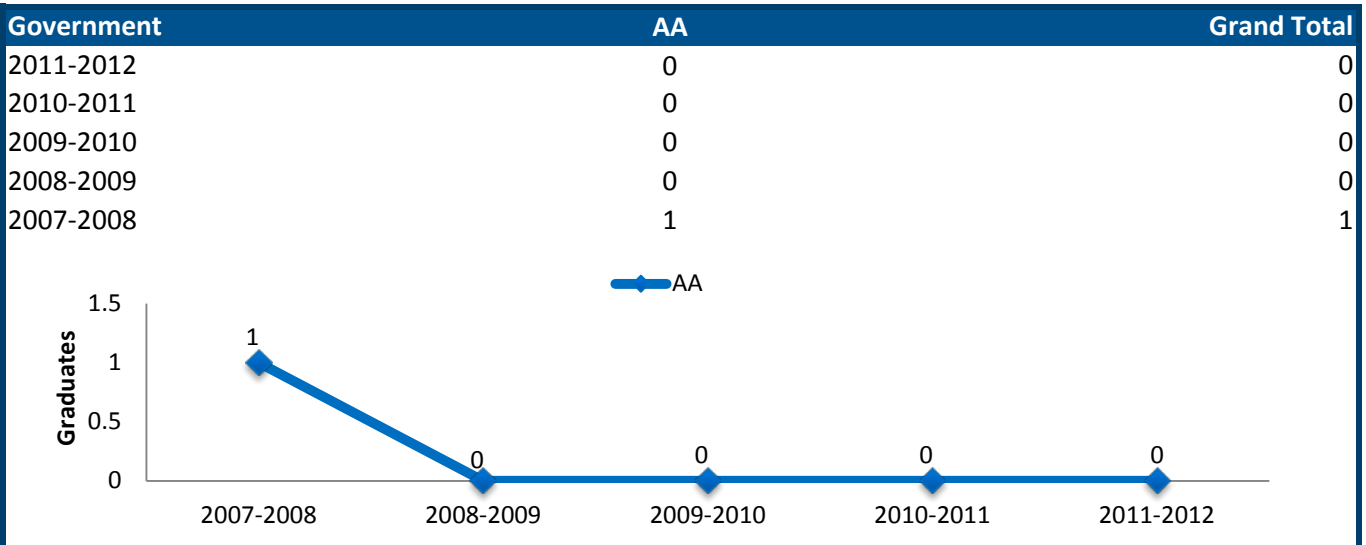
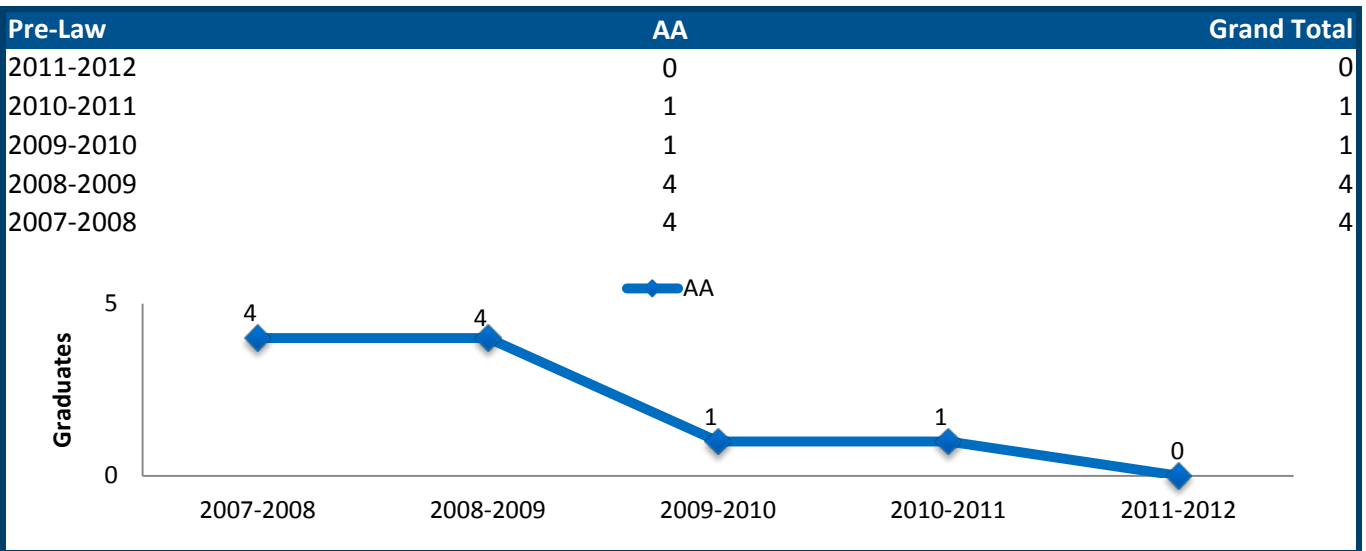
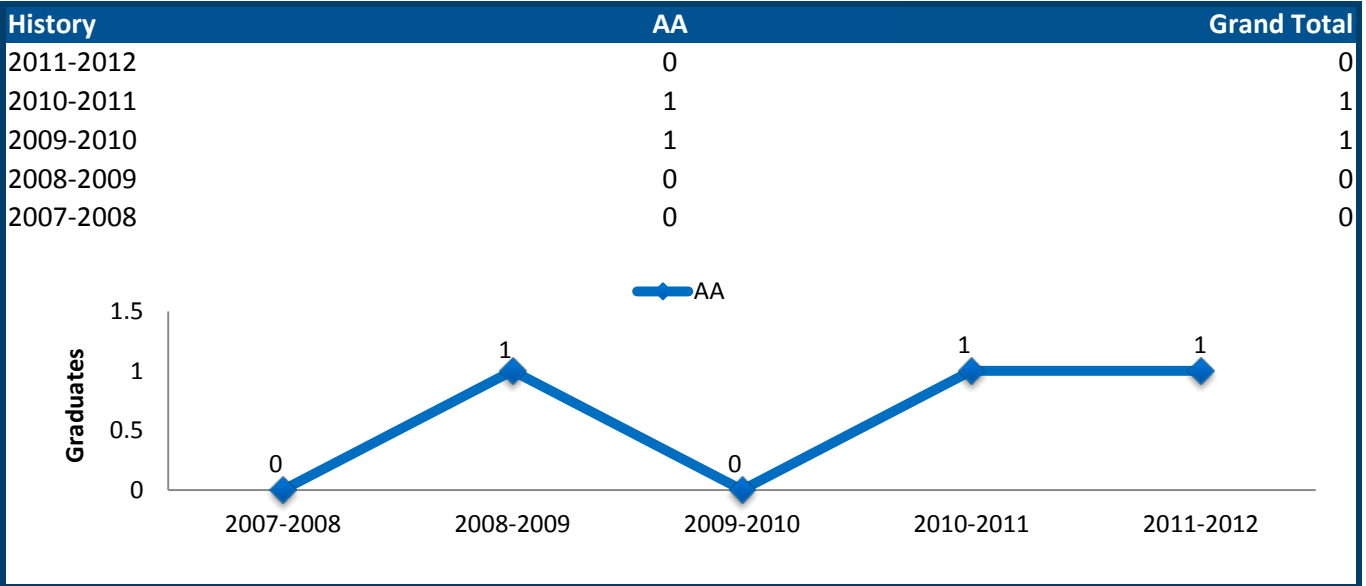
Economics	AA	Grand Total
2011-2012	19	19
2010-2011	11	11
2009-2010	9	9
2008-2009	8	8
2007-2008	5	5



ST. PHILIP'S COLLEGE
SOCIAL AND BEHAVIORAL SCIENCES DEPARTMENT
DEGREES AWARDS 2007-2008 TO 2011-2012

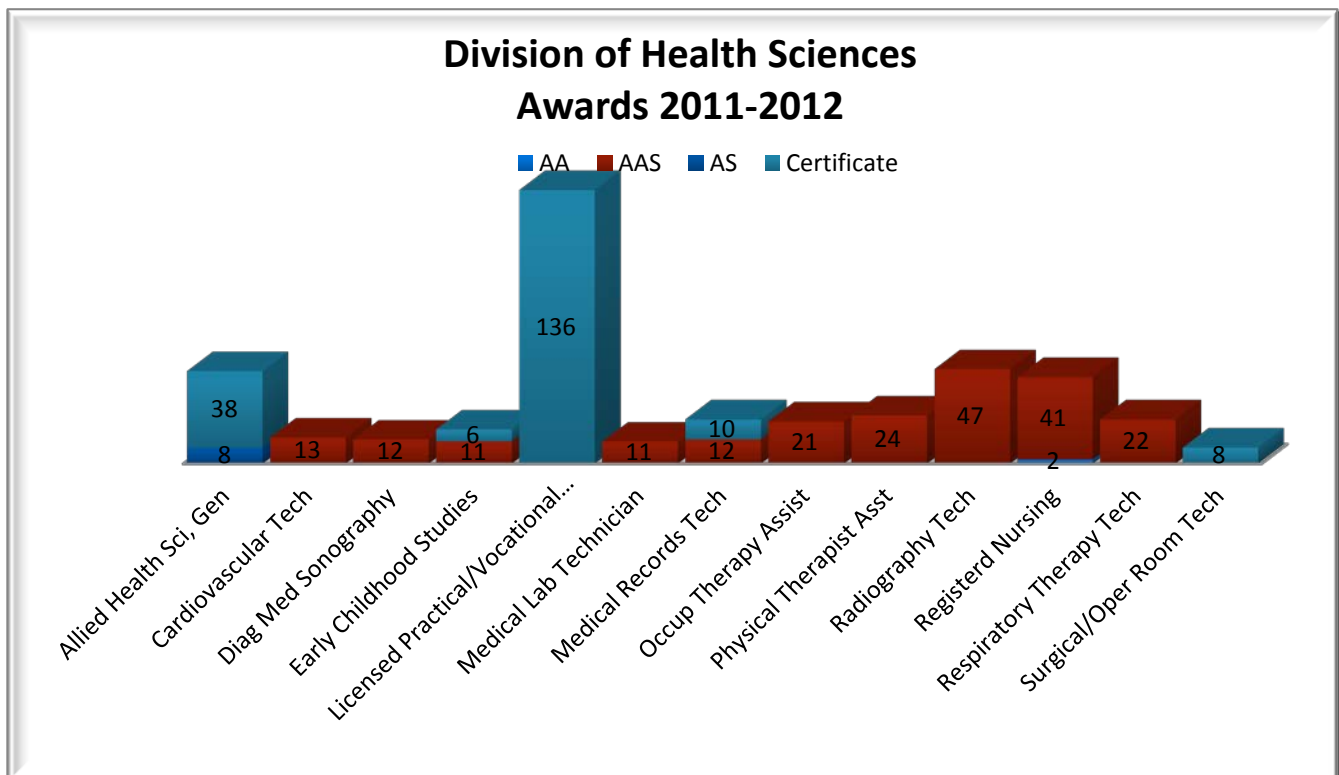


**ST. PHILIP'S COLLEGE
SOCIAL AND BEHAVIORAL SCIENCES DEPARTMENT
DEGREES AWARDS 2007-2008 TO 2011-2012**



**ST. PHILIP'S COLLEGE
HEALTH SCIENCES DIVISION
DEGREES AWARDS 2011-2012**

2011-2012	AA	AAS	AS	Certificate	Grand Total
Allied Health Sci, Gen			8	38	46
Cardiovascular Tech		13			13
Diag Med Sonography		12			12
Early Childhood Studies		11		6	17
Licensed Practical/Vocational Nurse				136	136
Medical Lab Technician		11			11
Medical Records Tech		12		10	22
Occup Therapy Assist		21			21
Physical Therapist Asst		24			24
Radiography Tech		47			47
Registered Nursing	2	41			43
Respiratory Therapy Tech		22			22
Surgical/Oper Room Tech				8	8
Grand Total	2	214	8	198	422



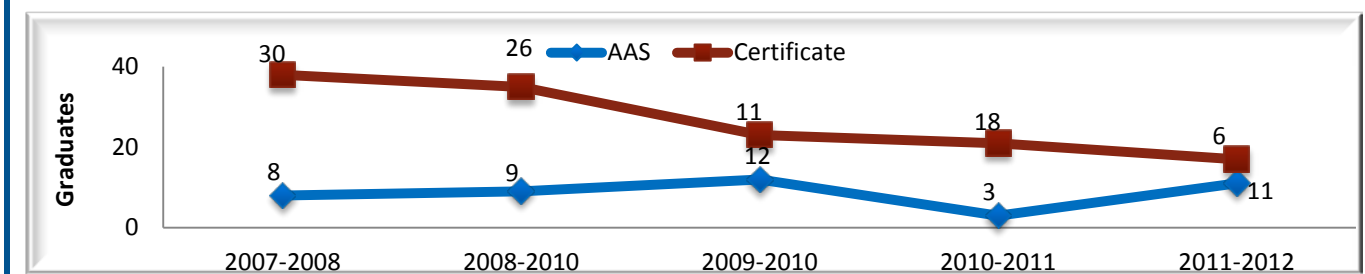
ST. PHILIP'S COLLEGE
ALLIED HEALTH PROFESSIONALS DEPARTMENT
DEGREES AWARDS 2007-2008 TO 2011-2012

2011-2012	AAS	AS	Certificate	Grand Total
Cardiovascular Tech	13			13
Cardiovascular Tech	13			13
Child & Fam Sup	11		6	17
Early Childhood Studies	11		6	17
Health Information Systems	12	8	48	68
Allied Health Sci, Gen		8	38	46
Medical Records Tech	12		10	22
Medical Lab Tech	11			11
Medical Lab Technician	11			11
Occup Ther Asst	21			21
Occup Therapy Assist	21			21
Physical Ther Asst	24			24
Physical Therapist Asst	24			24
Radiography Tech	59			59
Diag Med Sonography	12			12
Radiography Tech	47			47
Resp Therapy Tech	22			22
Respiratory Therapy Tech	22			22
Surgical Technology			8	8
Surgical/Oper Room Tech			8	8
Grand Total	173	8	62	243

Cardiovascular Tech	AAS	AS	Certificate	Grand Total
2011-2012	13	0	0	13
2010-2011	0	0	0	0
2009-2010	0	0	0	0
2008-2010	0	0	0	0
2007-2008	0	0	0	0

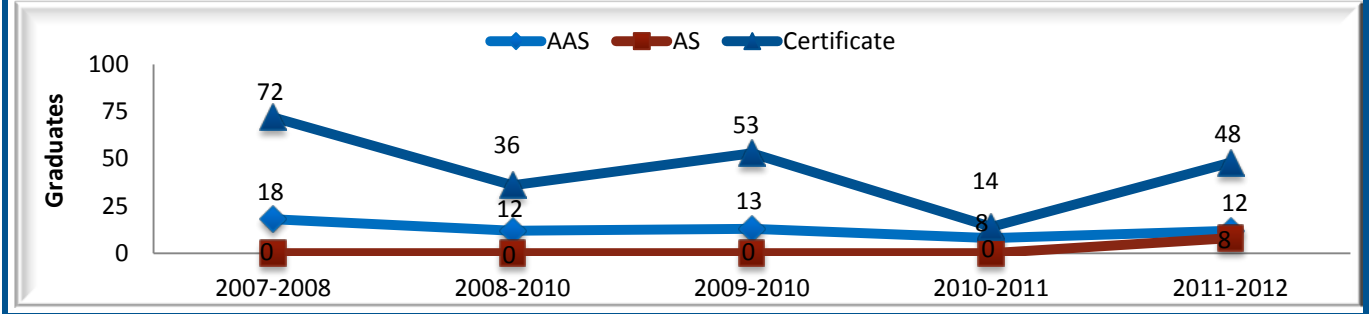


Early Childhood Studies	AAS	AS	Certificate	Grand Total
2011-2012	11	0	6	17
2010-2011	3	0	18	21
2009-2010	12	0	11	23
2008-2010	9	0	26	35
2007-2008	8	0	30	38

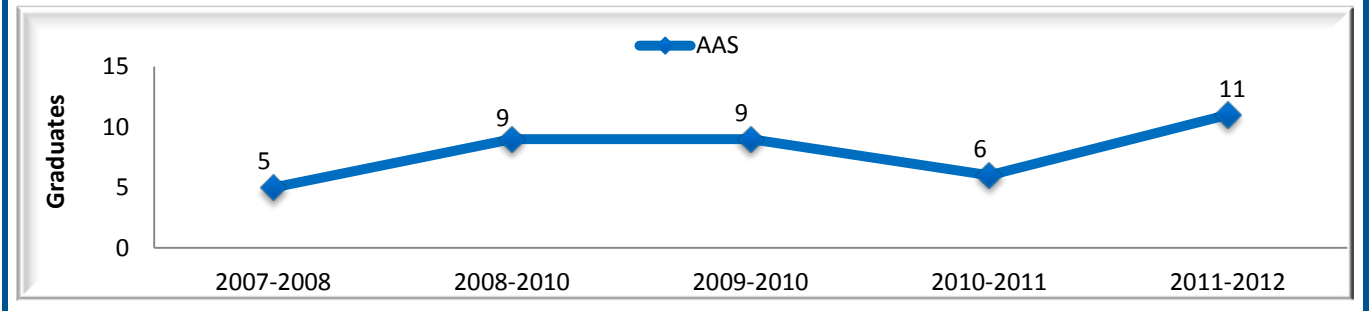


**ST. PHILIP'S COLLEGE
ALLIED HEALTH PROFESSIONALS DEPARTMENT
DEGREES AWARDS 2007-2008 TO 2011-2012**

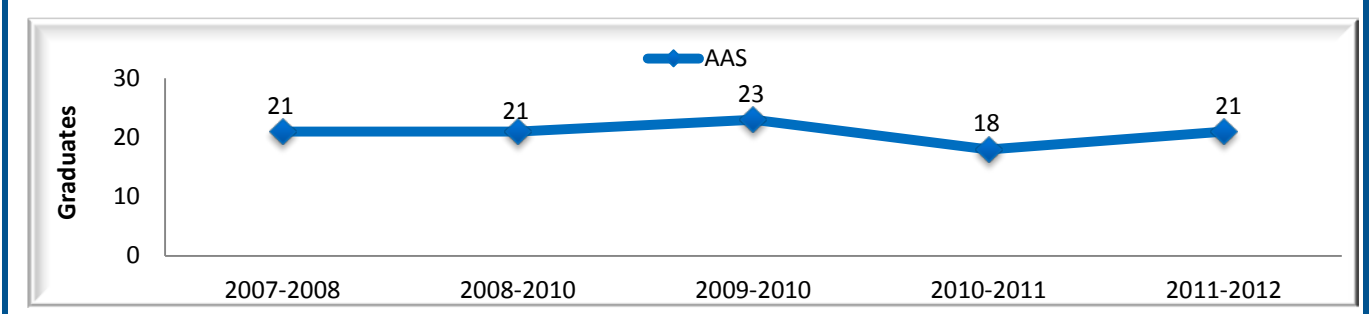
Health Information Systems	AAS	AS	Certificate	Grand Total
2011-2012	12	8	48	68
2010-2011	8	0	14	22
2009-2010	13	0	53	66
2008-2010	12	0	36	48
2007-2008	18	0	72	90



Medical Lab Tech	AAS	AS	Certificate	Grand Total
2011-2012	11	0	0	11
2010-2011	6	0	0	6
2009-2010	9	0	0	9
2008-2010	9	0	0	9
2007-2008	5	0	0	5

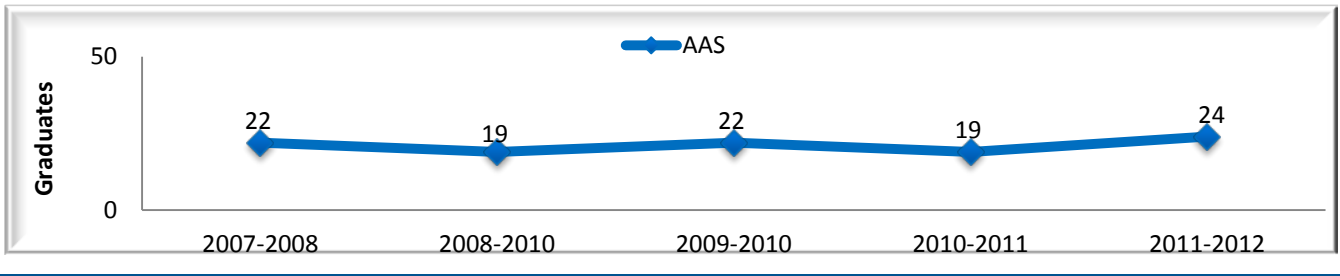


Occupational Therapy Assistant	AAS	AS	Certificate	Grand Total
2011-2012	21	0	0	21
2010-2011	18	0	0	18
2009-2010	23	0	0	23
2008-2010	21	0	0	21
2007-2008	21	0	0	21

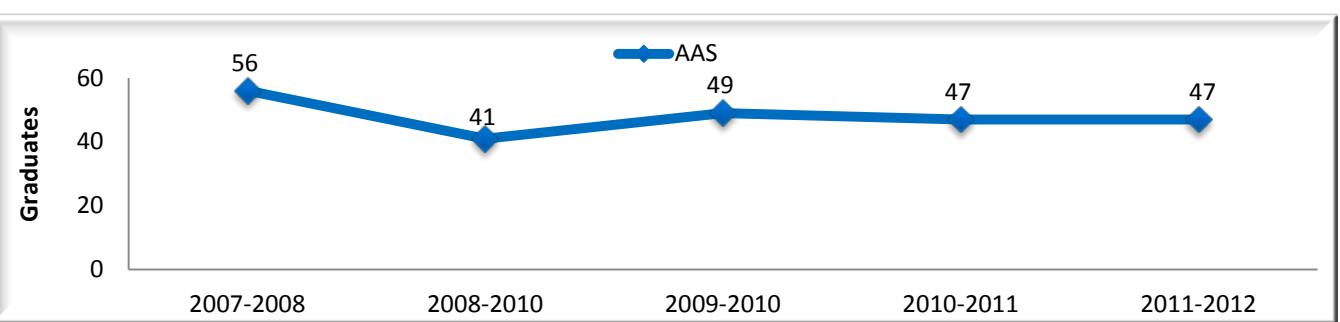


**ST. PHILIP'S COLLEGE
ALLIED HEALTH PROFESSIONALS DEPARTMENT
DEGREES AWARDS 2007-2008 TO 2011-2012**

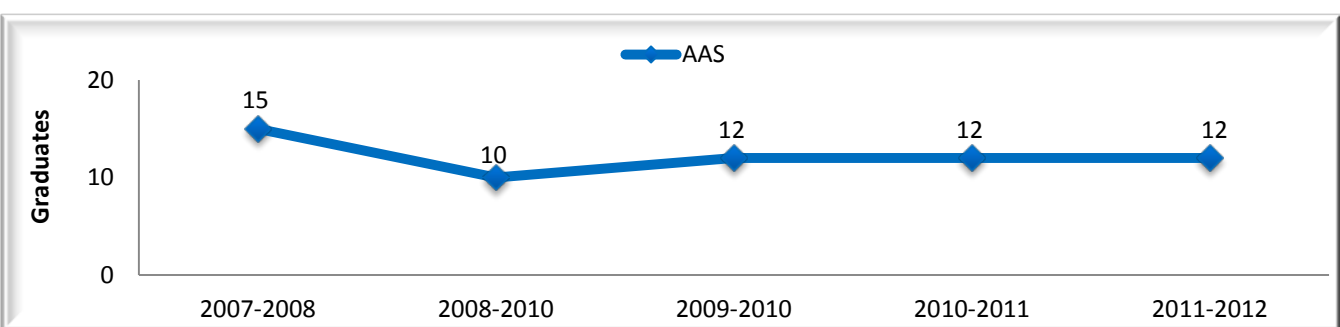
Physical Therapy Assistant	AAS	AS	Certificate	Grand Total
2011-2012	24	0	0	24
2010-2011	19	0	0	19
2009-2010	22	0	0	22
2008-2010	19	0	0	19
2007-2008	22	0	0	22



Radiography Technology	AAS	AS	Certificate	Grand Total
2011-2012	47	0	0	47
2010-2011	47	0	0	47
2009-2010	49	0	0	49
2008-2010	41	0	0	41
2007-2008	56	0	0	56

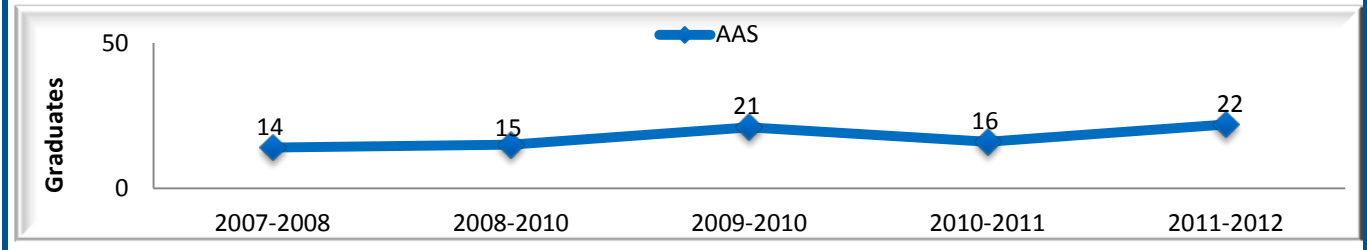


Sonography Technology	AAS	AS	Certificate	Grand Total
2011-2012	12	0	0	12
2010-2011	12	0	0	12
2009-2010	12	0	0	12
2008-2010	10	0	0	10
2007-2008	15	0	0	15

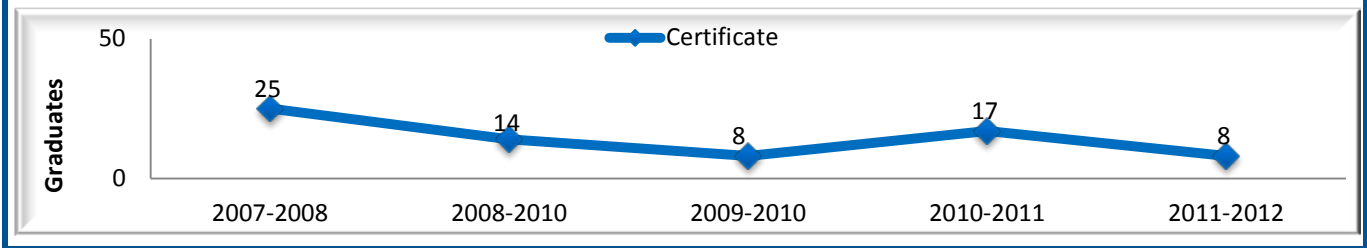


**ST. PHILIP'S COLLEGE
ALLIED HEALTH PROFESSIONALS DEPARTMENT
DEGREES AWARDS 2007-2008 TO 2011-2012**

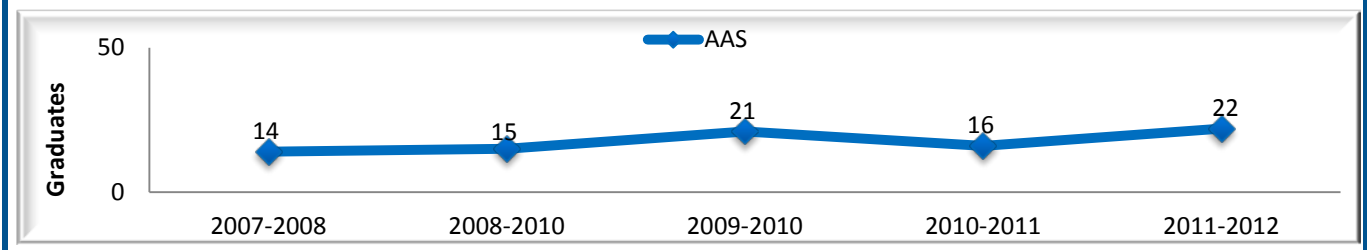
Respiratory Therapy	AAS	AS	Certificate	Grand Total
2011-2012	22	0	0	22
2010-2011	16	0	0	16
2009-2010	21	0	0	21
2008-2010	15	0	0	15
2007-2008	14	0	0	14



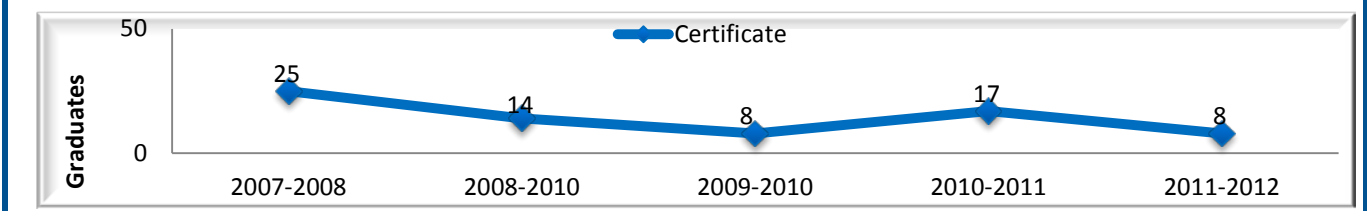
Surgical Technology	AAS	AS	Certificate	Grand Total
2011-2012	0	0	8	8
2010-2011	0	0	17	17
2009-2010	0	0	8	8
2008-2010	0	0	14	14
2007-2008	0	0	25	25



Histological Technology	AAS	AS	Certificate	Grand Total
2011-2012	0	0	0	0
2010-2011	0	0	5	5
2009-2010	0	0	8	8
2008-2010	0	0	0	0
2007-2008	0	0	6	6



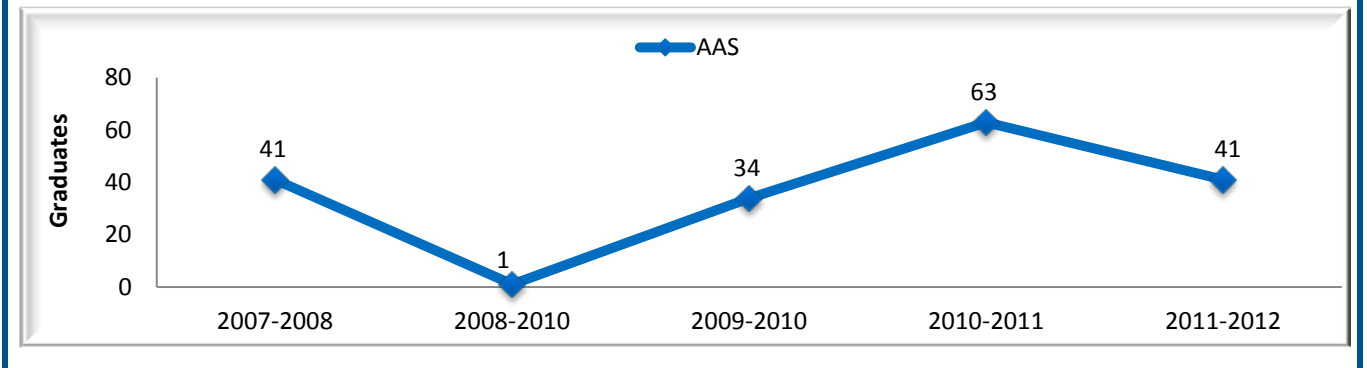
Kinesiology	AAS	AS	Certificate	Grand Total
2011-2012	0	0	0	0
2010-2011	14	0	0	14
2009-2010	22	0	0	22
2008-2010	19	0	0	19
2007-2008	13	0	0	13



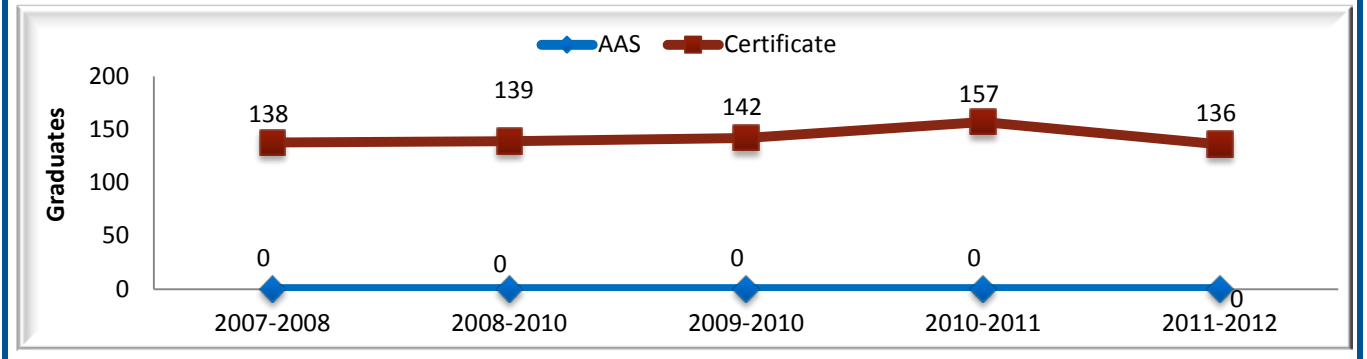
ST. PHILIP'S COLLEGE
NURSING EDUCATION VOCATIONAL NURSING DEPARTMENTS
DEGREES AWARDS 2007-2008 TO 2011-2012

2011-2012	AA	AAS	Certificate	Grand Total
Nursing Education	2	41		43
Registered Nursing	2	41		43
Vocational Nursing			136	136
Licensed Practical/Vocational Nurse			136	136
Grand Total	2	41	136	179

Nursing Education	AAS	AS	Certificate	Grand Total
2011-2012	41	2	0	43
2010-2011	63	0	0	63
2009-2010	34	0	0	34
2008-2010	1	0	0	1
2007-2008	41	0	0	41



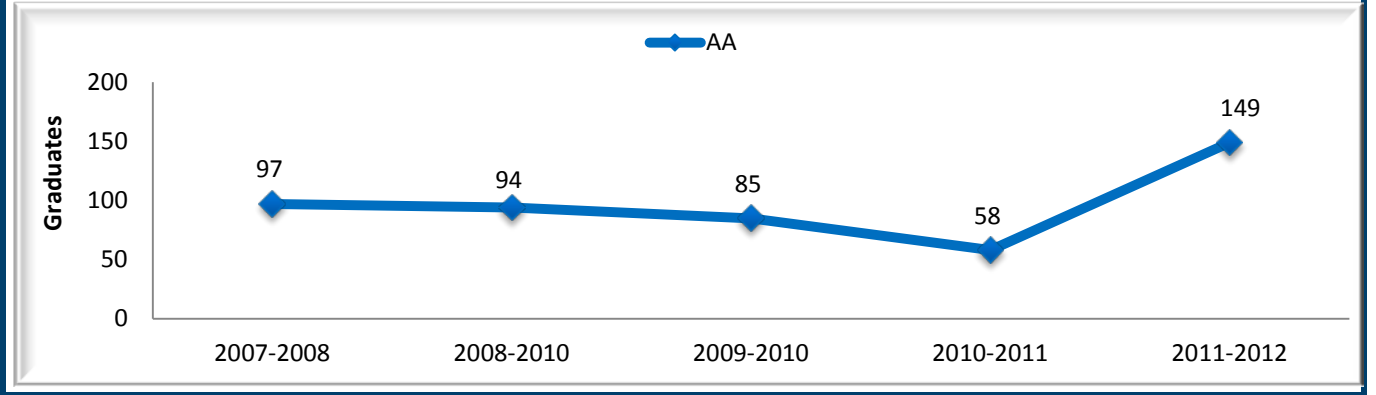
Vocational Nursing	AAS	AS	Certificate	Grand Total
2011-2012	0	0	136	136
2010-2011	0	0	157	157
2009-2010	0	0	142	142
2008-2010	0	0	139	139
2007-2008	0	0	138	138



**ST. PHILIP'S COLLEGE
INTERDISCIPLINARY STUDIES
DEGREES AWARDS 2007-2008 TO 2011-2012**

2011-2012	AA	Grand Total
Liberal Arts	149	149
Liberal Arts & Sciences	149	149
Grand Total	149	149

Liberal Arts	AA	Grand Total
2011-2012	149	149
2010-2011	58	58
2009-2010	85	85
2008-2010	94	94
2007-2008	97	97



ST. PHILIP'S COLLEGE
INTERDISCIPLINARY STUDIES
DEGREES AWARDS 2007-2008 TO 2011-2012

2011-2012	Certificate	Grand Total
Massage Therapy	18	18
Massage Therapy	18	18
Grand Total	18	18

Massage Therapy	AA	Grand Total
2011-2012	18	18
2010-2011	7	7

