

DATA POINT

An item of factual information derived from measurement or research

August 2009



Planning, Research & Effectiveness Department

Applied Science & Technology Building, Office 200

Tel. 486-2369
Fax 486-2646

www.alamo.edu/spc/iprdept

Mecca Salahuddin
Director

msalahuddin1@alamo.edu

Rhonda Johnson
Statistical Research Specialist
rjohnson@alamo.edu

Liz Ehrler
Research Specialist
eehrler@alamo.edu



We will be report on results from Benchmark #2: Student Effort data

ACTIVE & COLLABORATIVE LEARNING

In your experience at SPC during the Spring 2009, about how often have you done each of the following?

	Never	Sometimes	Often	Very Often
Asked questions in class or contributed to class discussions (N=864)	2.4%	30.3%	36.4%	30.9%
Made a class presentation (N=860)	32.5%	44.8%	16.3%	6.4%
Worked with other students on projects during class (N=854)	14.9%	37.4%	32.5%	15.2%
Worked with classmates outside of class to prepare class assignments (N=853)	39.3%	37.2%	17.9%	5.6%
Tutored or taught other students (paid or voluntary) (N=861)	68.5%	23.1%	6.5%	1.9%
Participated in a community-based project as part of a regular course (N=853)	76.1%	18.0%	4.0%	1.8%
Discussed ideas from your readings or classes with others outside of class (students, family members, co-workers, etc.) (N=861)	9.7%	33.2%	35.6%	21.5%

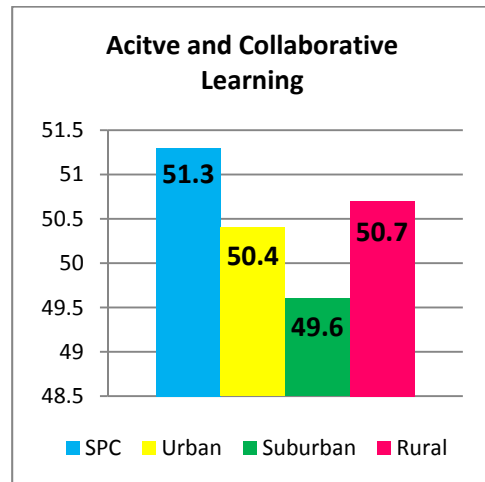
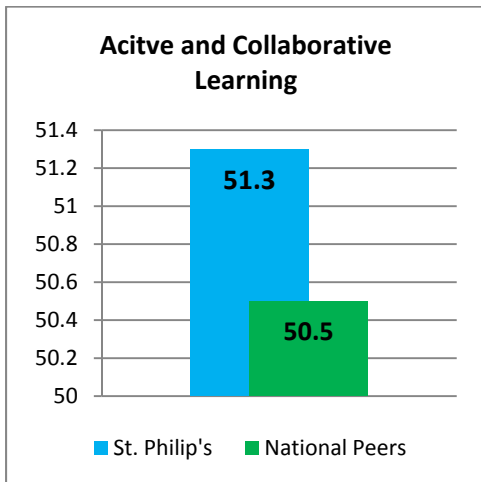
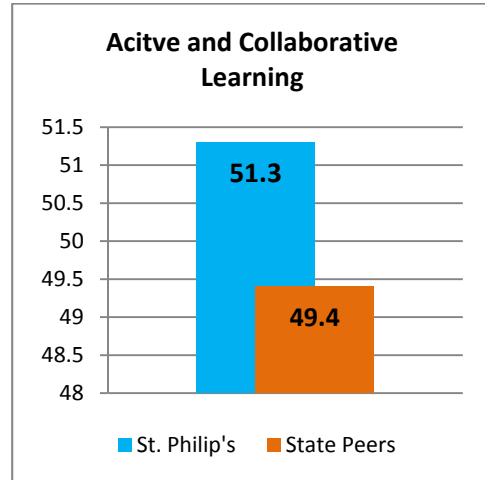
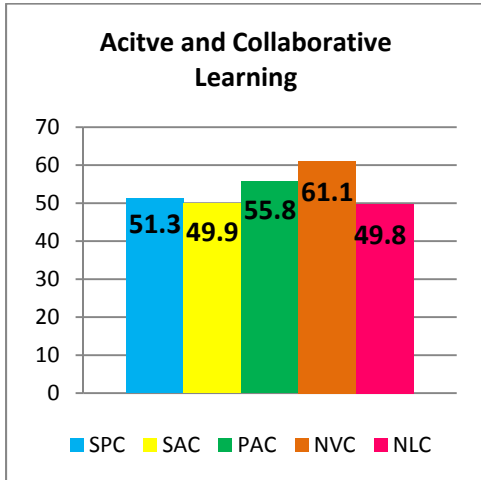
❖ The % above reflects the frequency of participants' responses to each survey item.

Benchmarks are groups of conceptually related items that address key areas of student engagement, learning, and persistence. CCSSE's five benchmarks denote areas that educational research has shown to be important in high-quality educational practice. These benchmarks are tools that can be used to compare college performance across benchmarks, to similarly sized institutions, and to the full CCSSE population of community colleges. As a reminder, the benchmark results highlight data from the 2009 CCSSE Cohort, which includes 663 institutions and 400,886 student respondents. There are five benchmarks of effective educational practice in community colleges. Active and collaborative learning is the first benchmark we will be discussing. The other four will be discussed in the upcoming issues.

Source: 2009 CCSSE Report

DATA POINT

A Newsletter from the Planning, Research & Effectiveness Department



NATIONAL PEERS

- Chandler-Gilbert C.C.
- Gateway C.C.
- Paradise Valley C.C.
- Scottsdale C.C.
- Broward C.C.
- Valencia C.C.
- Tidewater C.C.
- Northern Virginia C.C.
- Estrella Mountain C.C.
- Mesa C.C.
- Phoenix College
- South Mountain C.C.
- Miami Dade College
- Cayuga C.C.

STATE PEERS

- Austin C.C.
- Del Mar College
- El Centro College
- Houston C.C.
- Mountain View College
- N.E. Lakeview College
- Palo Alto College
- San Antonio College
- Brookhaven College
- Eastfield College
- El Paso C.C.
- Lone Star College Dist.
- North Lake College
- Northwest Vista College
- Richland College
- San Jacinto College Dist.