

# DATA POINT

AN ITEM OF FACTUAL INFORMATION DERIVED FROM MEASUREMENT OR RESEARCH

APRIL 2020

## COMPLETION AND SUCCESS BY INSTRUCTIONAL METHOD

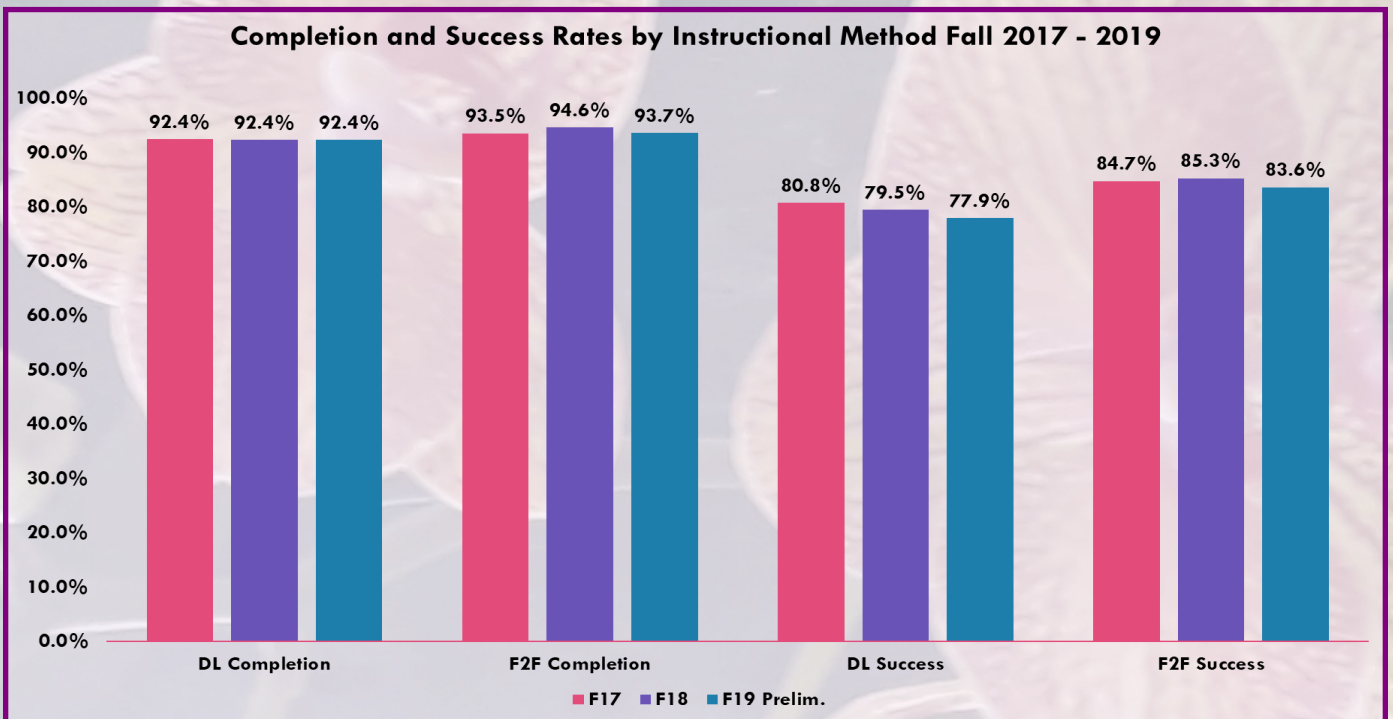


Figure 40-1 Completion and success rates, fall 2017, fall 2018, fall 2019 (preliminary)  
 Source: Institutional Research and Effectiveness Services (IRES) and Institutional Planning, Research, and Effectiveness (IPRE)

### INSTITUTIONAL PLANNING, RESEARCH & EFFECTIVENESS

Dr. Melissa Guerrero, Director

Shanna Bradford, Coordinator of Measurement & Evaluation

TBD, IT Data Analyst

TBD, Administrative Services Specialist

### FALL COMPLETION AND SUCCESS BY INSTRUCTIONAL METHOD

Figure 40-1 (above) displays overall completion and success rates by instructional method for fall semesters 2017 to 2019; (2019 data is preliminary). As seen, face to face (F2F) completion rates are generally one to two points higher than distance learning (DL) completion rates, but all exceed 90%. Similarly, face to face success rates surpass distance learning success rates by approximately 4 to 6 points, but all success rates are well above 70%.




Figure 40-2 Fall completion rates by division and instructional method  
Data Source: IRES and IPRE

As shown in *Figure 40-2* (above), Health Sciences has achieved the highest completion rates for two consecutive fall semesters in distance learning and for three consecutive fall semesters in face to face instruction.

Per *Figure 40-3* (below), Health Sciences also demonstrates the highest success rates over all three fall semesters and by both instructional methods.

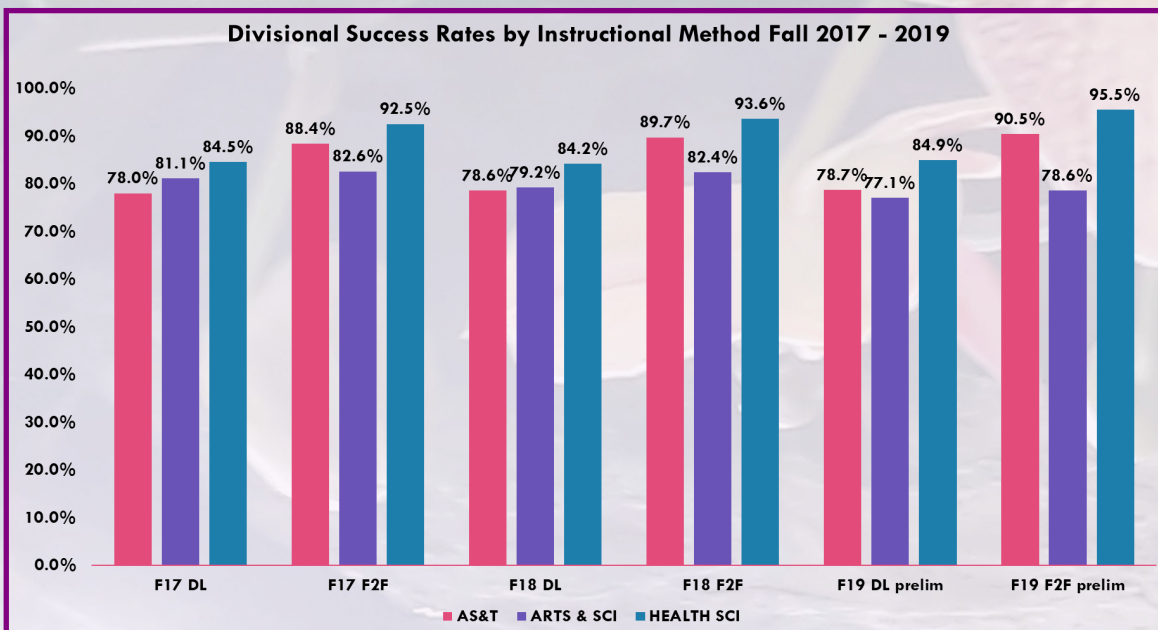


Figure 40-3 Fall success rates by division and instructional method  
Data Source: IRES and IPRE