



Data Point

December 2021

An item of factual information derived from measurement or research

Graduation: AY 2021 Awards by Academic Division

Figure 60-1 (below) displays academic year (AY) 2021 awards by academic division. The total award counts include associate of arts (AA), associate of science (AS), associate of applied science (AAS), and associate of arts in teaching (AAT), as well as certificates. As displayed, Arts and Sciences and Applied Science and Technology—SWC (AST-SWC) students received more than 600 awards, while AST-MLK students achieved greater than 400 and Health Sciences students over 300 awards throughout the academic year, comprised of fall 2020, spring 2021, and summer 2021.

AY 2021 Awards by Academic Division

Division

- ARTS & SCIENCES
- APPLIED SCIENCE & TECHNOLOGY - SWC
- APPLIED SCIENCE & TECHNOLOGY - MLK
- HEALTH SCIENCE

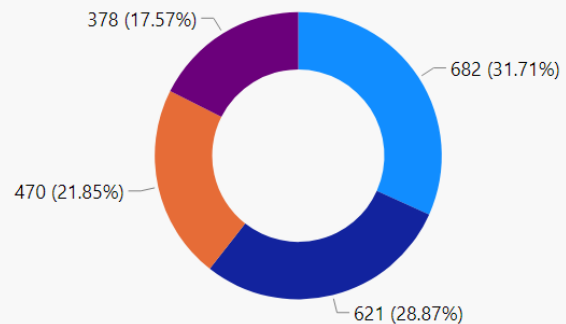


Figure 60-1 Student awards by division
Data Source: CBM009 and STU0087

Count of Graduates by Division and Award

Award ● AA ● AAS ● AAT ● AS ● ATC ● CERT1 ● CERT2 ● CERT3

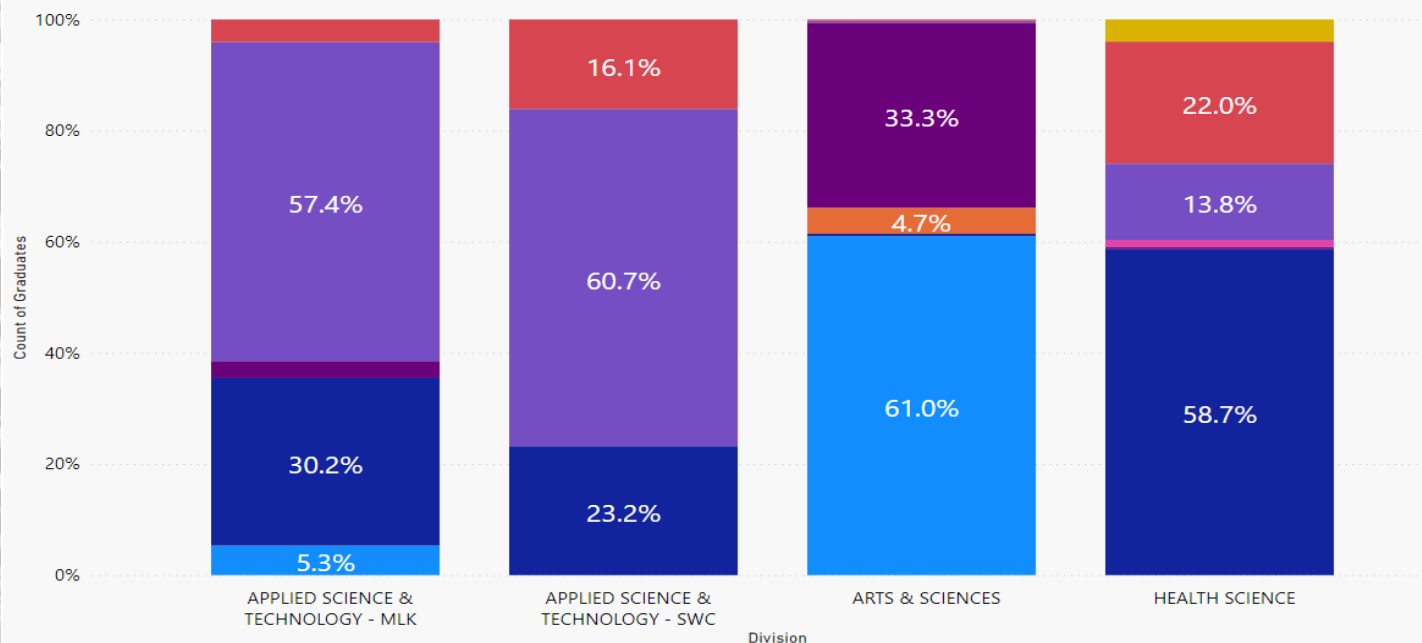


Figure 60-2 Student awards by division and award type
Data Source: CBM009 and STU0087



2151
Count of Graduates

Awards by Department



As seen in *Figure 60-3* (below), Communications and Learning and Transportation and Manufacturing Technology departments awarded over 300 degrees and certificates. Natural Sciences and Allied Construction Trades students received more than 200 degrees awards, while all 3 Health Sciences departments awarded over 100 degrees and certificates.

Count of Graduates by Department

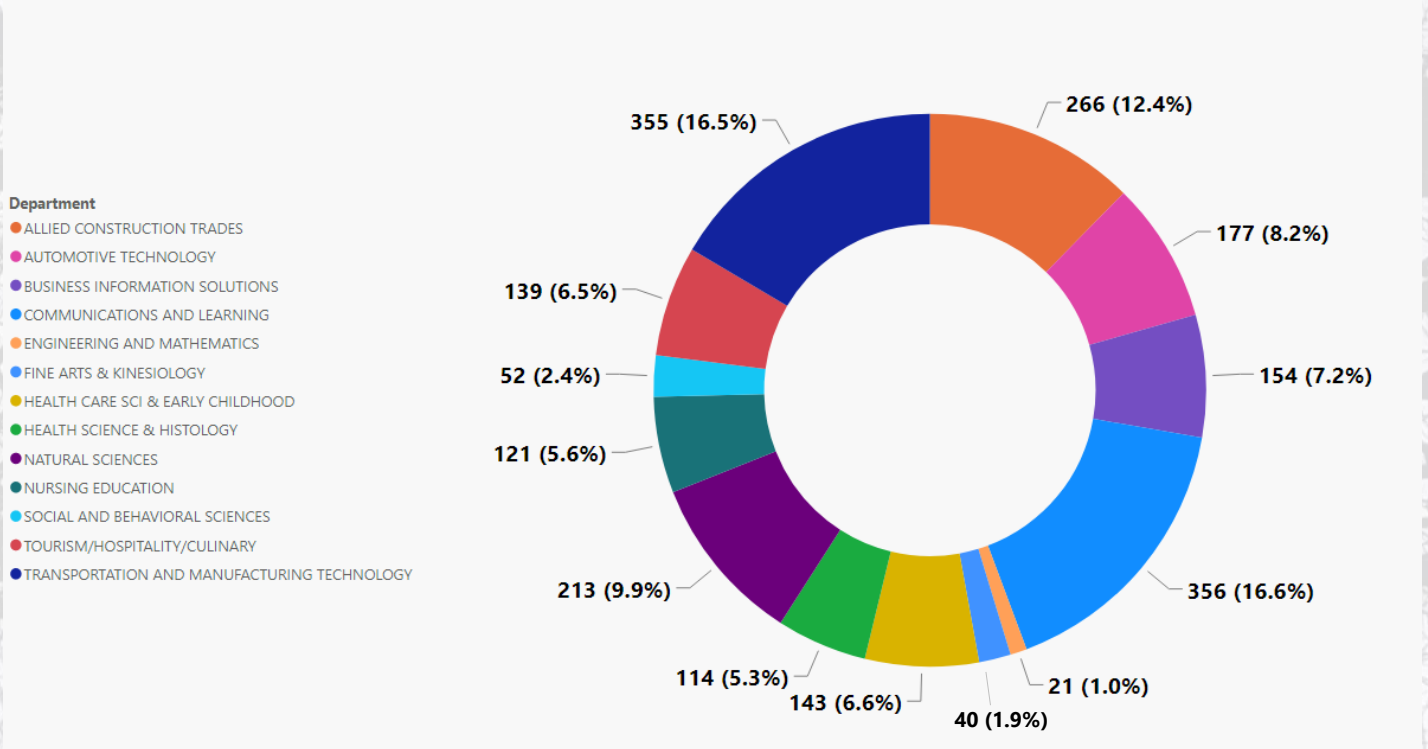


Figure 60-3 AY 2021 awards by department
Data Source: CBM009 and STU0087

Institutional Planning, Research & Effectiveness

- *Dr. Diane Gavin, Interim Director*
- *Shanna Bradford, Coordinator of Measurement & Evaluation*
- *TBD, IT Data Analyst*

