

**ALAMO COLLEGES DISTRICT**  
**QUARTERLY INVESTMENT REPORT AS REQUIRED BY THE PUBLIC FUNDS INVESTMENT ACT**  
**FOR PERIOD BEGINNING MARCH 1, 2021 AND ENDING MAY 31, 2021**

**Summary of Changes in Market Value for the Quarter:**

	Total
Market Value 5-31-21	\$ 306,544,418
Market Value 2-28-21	\$ 373,334,855
Total Change in Market Value	\$ (66,790,437)
Accrued Income not included above	\$ 747,574

*Market value above includes all investments plus all interest and non-interest bearing bank accounts per State Auditor's Office definition.*

*Total Change in Market Value consists of change in amount of funds held in cash and investments plus any change in fair market value.*

**Noteworthy Items:**

The Government Treasurer's Organization of Texas awarded the "Certificate of Distinction" to Alamo Colleges District's Investment Policy.

FY 2020 Biennial PFIA Audit as required by State law performed by Weaver and Tidwell, L.L.P. with no instances of noncompliance.

All Investment Officers are in compliance with required biennial PFIA training.

All Trustees are currently in compliance with required PFIA training.

**CERTIFICATION:**

This report is prepared in accordance with Chapter 2256 of the Texas Public Funds Investment Act ("PFIA"). Section 2256.023(a) of the PFIA states that: "Not less than quarterly, the investment officer shall prepare and submit to the governing body of the entity a written report of the investment transactions for all funds covered by this chapter for the preceding reporting period." This report is signed by Alamo Colleges District's investment officers and includes the disclosures required in the PFIA. To the extent possible, market prices have been obtained from independent pricing sources.

The investment portfolio has been complied with the PFIA and the Board approved Investment Policy and strategy throughout the period. All investment transactions made in the portfolio during this period were made on behalf of the Alamo Colleges District and were made in full compliance with the PFIA and the approved Investment Policy.

---

**Diane E. Snyder, CPA, Ph.D.**

**Vice Chancellor for Finance and Fiscal Administration**

---

**Shayne A. West**

**Associate Vice Chancellor, Finance & Fiscal Services (Interim Effective 6-1-21)**

---

**Patrick F. Vrba, Jr., CPA**  
**Controller**

---

**Tracey Sulak Bedwell, CTP, MBA**  
**Treasurer**

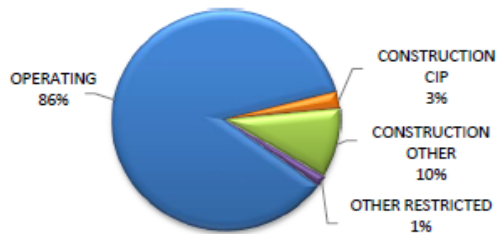
**Alamo Colleges District**  
**Executive Summary**  
**May 31, 2021**

**Portfolio Summary by Fund**

	Market Value 5/31/2021	Market Value 2/28/2021	Change From Prior	Net Income for 5/31/2021	Net Income YTD 5/31/2021	Wtd Avg Yield 5/31/2021	Wtd Avg Maturity 5/31/2021
Operating	\$253,451,819	\$284,871,204	(\$31,419,385)	\$243,675	\$801,684	0.383%	378 days
Construction- CIP	\$7,580,621	\$35,803,910	(\$28,223,289)			0.010%	1 days
Construction- Other	\$29,630,135	\$35,081,364	(\$5,451,229)	\$1,152	\$22,801	0.010%	1 days
Other Restricted	\$4,385,723	\$6,166,158	(\$1,780,435)	\$202	\$3,364	0.010%	1 days
<b>Grand Total</b>	<b>\$295,048,298</b>	<b>\$361,922,636</b>	<b>(\$66,874,338)</b>	<b>\$245,029</b>	<b>\$827,849</b>		

**Total Investments**

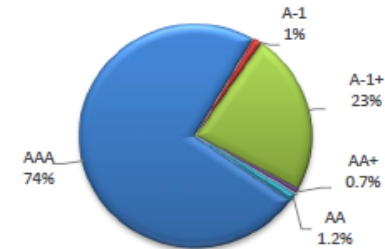
**By Fund**



**Top Ten Holdings**

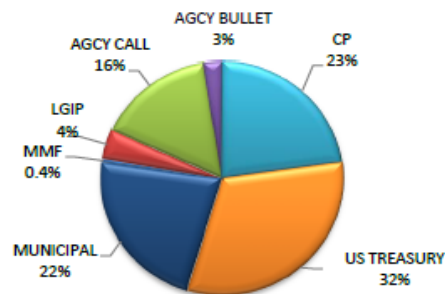
US TREASURY NOTE	27%
TEXPOOL	18%
FFCB	7%
UNIV OF TEXAS	6%
FHLB	5%
CORNELL UNIV	4%
SAN ANTONIO, TX	4%
FNMA	3%
TOYOTA MOTOR CREDIT	3%
BAYLOR SCOTT & WHITE	3%

**Credit Quality**

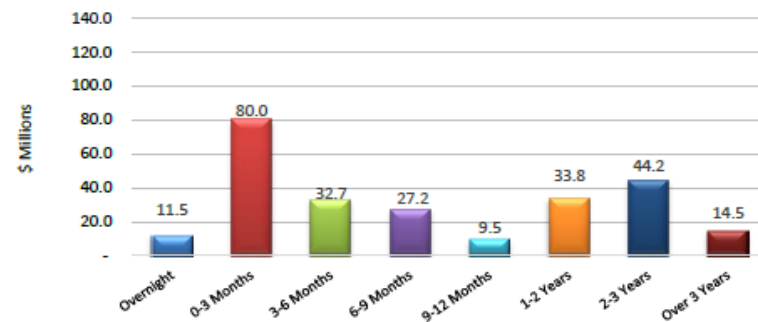


**Operating Portfolio**

**By Security Type**



**By Maturity Date**



*Note: The College District currently holds funds on deposit with Bank of America that are not included in the investment portfolio data presented here. Net income for the Construction-CIP fund for quarter ending 5/31/21 and year-to-date were \$829 and \$28,114 respectively. The interest is committed for project management, owner's representative, and audit services.*

ALAMO COLLEGES DISTRICT  
 DETAIL OF INVESTMENTS  
 May 31, 2021

Sec. Type	Maturity Date	Security Description	CPN %	Settlement Date	Next Call	Par Value	Book Value	Market Value	YTM %	S&P Global	Moody's	Fitch	Days to Mty	Days to Call
<b>Operating Investments</b>														
Agency	11/30/2021	FHLB	0.090	1/29/2021		5,000,000	4,999,970	5,000,955	0.091	AA+	AAA	AAA	183	
Agency	10/26/2022	FHLB	2.100	1/13/2021		1,500,000	1,540,910	1,541,531	0.159	AA+	AAA	AAA	513	
Agency	11/30/2022	FFCB	0.170	12/7/2020	11/30/2021	5,000,000	4,997,158	5,000,551	0.208	AA+	AAA	AAA	548	183
Agency	12/15/2022	FFCB	0.160	12/16/2020	12/15/2021	5,000,000	4,998,069	4,998,081	0.185	AA+	AAA	AAA	563	198
Agency	8/25/2023	FNMA	0.350	8/25/2020	8/25/2021	10,000,000	10,000,000	10,002,705	0.350	AA+	AAA	AAA	816	86
Agency	9/14/2023	FFCB	0.280	9/18/2020	9/14/2021	5,000,000	4,997,126	4,998,544	0.305	AA+	AAA	AAA	836	106
Agency	11/30/2023	FFCB	0.310	12/2/2020	11/30/2021	5,000,000	4,995,823	5,000,642	0.344	AA+	AAA	AAA	913	183
Agency	5/27/2026	FHLB	0.500	5/27/2021	8/27/2021	10,000,000	10,000,000	9,996,418	1.097	AA+	AAA	AAA	1,822	88
					Subtotal	46,500,000	46,529,057	46,539,426						
Money Market	6/3/2021	AUSTIN, TX	0.200	12/10/2020		1,500,000	1,500,000	1,500,015	0.200	A-1	P-1	F1	3	
Money Market	6/3/2021	AUSTIN, TX	0.160	1/27/2021		2,200,000	2,200,000	2,200,022	0.160	A-1	P-1	F1	3	
Money Market	6/16/2021	COLUMBIA UNIV	-	4/8/2021		5,000,000	4,999,733	4,999,844	0.122	A-1+	P-1	NR	16	
Money Market	6/30/2021	TOYOTA MOTOR CREDIT	-	12/16/2020		5,000,000	4,999,167	4,999,670	0.200	A-1+	P-1	F1	30	
Money Market	7/13/2021	UNIV OF TEXAS	-	3/16/2021		5,000,000	4,999,283	4,999,582	0.122	A-1+	P-1	F1+	43	
Money Market	7/14/2021	BAYLOR SCOTT & WHITE	-	5/4/2021		7,500,000	7,498,900	7,498,962	0.122	A-1+	P-1	NR	44	
Money Market	7/29/2021	TOYOTA MOTOR CREDIT	-	1/12/2021		5,000,000	4,998,443	4,999,131	0.191	A-1+	P-1	F1	59	
Money Market	8/5/2021	KAISER FOUNDATION HOSP	-	3/2/2021		5,000,000	4,998,717	4,998,630	0.143	A-1+	NR	F1+	66	
Money Market	8/12/2021	CORNELL UNIV	-	4/8/2021		7,300,000	7,298,224	7,298,816	0.122	A-1+	P-1	NR	73	
Money Market	8/19/2021	CORNELL UNIV	-	5/13/2021		5,390,000	5,388,802	5,388,802	0.102	A-1+	P-1	NR	80	
Money Market	9/1/2021	UNIV OF TEXAS	-	3/2/2021		7,500,000	7,497,094	7,498,063	0.153	A-1+	P-1	F1+	93	
Money Market	10/4/2021	JP MORGAN SECURITIES	-	4/1/2021		5,000,000	4,996,850	4,997,743	0.183	A-1	P-1	F1+	126	
Money Market	11/11/2022	UNIV OF TEXAS	-	4/16/2021		6,000,000	5,993,625	5,994,375	0.173	A-1+	P-1	F1+	225	
					Subtotal	67,390,000	67,368,838	67,373,653						
Taxable Muni	8/15/2021	CITY OF ARLINGTON, TX	0.206	9/22/2020		1,000,000	1,000,000	1,000,248	0.206	AAA	AA1	AAA	76	
Taxable Muni	2/1/2022	SAN ANTONIO, TX	0.364	7/16/2020		5,000,000	5,001,263	5,008,640	0.326	AAA	AAA	AA+	246	
Taxable Muni	2/15/2022	PASADENA ISO, TX	5.000	8/20/2020		1,000,000	1,033,140	1,034,383	0.319	AAA	AAA	NR	260	
Taxable Muni	5/15/2022	TEXAS A&M UNIV	1.973	8/14/2019		1,885,000	1,885,000	1,917,879	1.973	AAA	AAA	AAA	349	
Taxable Muni	5/15/2022	UNIV OF CALIFORNIA	0.163	3/10/2021		1,425,000	1,425,000	1,425,000	0.163	AA	AA2	AA	349	
Taxable Muni	7/1/2022	TEXAS A&M UNIV	1.700	12/17/2019		1,000,000	1,016,763	1,700,000	1.700	AAA	AAA	AAA	396	
Taxable Muni	2/1/2023	SAN ANTONIO, TX	0.478	7/16/2020		5,000,000	5,005,552	5,023,192	0.411	AAA	AAA	AA+	611	
Taxable Muni	4/1/2023	TEXAS TRANSPRTN COMM	5.000	7/8/2020		2,000,000	2,160,921	2,174,530	0.575	NR	AAA	AAA	670	
Taxable Muni	5/15/2023	TEXAS A&M UNIV	2.396	9/21/2020		1,160,000	1,207,397	1,208,060	0.300	AAA	AAA	AAA	714	
Taxable Muni	7/1/2023	MET GOVT NASHVILLE & DAVIDSON CNTY TN	0.271	2/18/2021		2,000,000	2,000,000	1,999,018	0.271	AA	AA2	NR	761	
Taxable Muni	9/1/2023	TARRANT REGL WTR DTR	0.250	3/9/2021		7,330,000	7,332,464	7,328,631	0.235	AAA	NR	AA+	823	
Taxable Muni	2/1/2024	TEXAS PUB FIN AUTH	0.503	1/15/2021		2,000,000	2,008,443	2,004,858	0.344	AA+	AA1	NR	976	
Taxable Muni	5/15/2024	TEXAS A&M UNIV	2.566	9/29/2020		2,750,000	2,924,813	2,921,284	0.400	AAA	AAA	AAA	1,080	
Taxable Muni	2/1/2025	SAN ANTONIO, TX	2.173	4/28/2021		1,200,000	1,266,981	1,267,956	0.631	AAA	AAA	AA+	1,342	
					Subtotal	34,750,000	35,250,973	35,330,883						
TE Muni	8/26/2021	STATE OF TX	4.000	9/2/2020		5,000,000	5,045,067	5,046,380	0.211	A-1+	P-1	F1+	87	
TE Muni	3/1/2022	TRAVIS COUNTY, TX	5.000	7/16/2020		1,000,000	1,035,093	1,036,256	0.310	AAA	AAA	NR	274	
TE Muni	8/15/2022	SPRING ISO, TX	5.000	6/16/2020		1,000,000	1,053,484	1,059,107	0.541	AAA	AAA	NR	441	
TE Muni	3/1/2023	TRAVIS COUNTY, TX	5.000	7/16/2020		1,500,000	1,621,734	1,626,215	0.340	AAA	AAA	NR	639	
TE Muni	8/1/2024	STATE OF TX - COLLEGE STDNT LOAN	4.000	7/2/2020		2,950,000	3,263,521	3,281,272	0.600	AAA	AAA	NR	1,158	
					Subtotal	11,450,000	12,018,899	12,049,229						
Treasury	6/1/2021	US TREASURY NOTE	1.375	2/7/2020		10,000,000	10,000,000	10,000,000	1.531	AA+	AAA	AAA	1	
Treasury	6/15/2021	US TREASURY NOTE	2.625	11/22/2019		5,000,000	5,002,066	5,005,004	1.631	AA+	AAA	AAA	15	
Treasury	7/31/2021	US TREASURY NOTE	1.125	12/10/2019		10,000,000	9,991,169	10,018,263	1.662	AA+	AAA	AAA	61	
Treasury	9/15/2021	US TREASURY NOTE	2.750	2/4/2021		5,000,000	5,038,985	5,039,124	0.075	AA+	AAA	AAA	107	
Treasury	10/15/2021	US TREASURY NOTE	2.875	1/29/2021		5,000,000	5,052,276	5,052,735	0.085	AA+	AAA	AAA	137	
Treasury	10/15/2021	US TREASURY NOTE	2.875	2/4/2021		5,000,000	5,052,458	5,052,735	0.075	AA+	AAA	AAA	137	
Treasury	11/15/2021	US TREASURY NOTE	2.875	2/4/2021		5,000,000	5,064,123	5,064,063	0.081	AA+	AAA	AAA	168	
Treasury	2/15/2022	US TREASURY NOTE	2.000	3/4/2021		10,000,000	10,135,709	10,138,281	0.093	AA+	AAA	AAA	260	
Treasury	4/15/2022	US TREASURY NOTE	2.250	1/29/2021		5,000,000	5,093,952	5,095,703	0.099	AA+	AAA	AAA	319	
Treasury	6/15/2022	US TREASURY NOTE	1.750	1/29/2021		10,000,000	10,171,206	10,172,266	0.105	AA+	AAA	AAA	380	
Treasury	7/15/2023	US TREASURY NOTE	0.125	2/23/2021		10,000,000	9,994,098	9,991,797	0.153	AA+	AAA	AAA	775	
					Subtotal	80,000,000	80,595,981	80,629,969						
		Subtotal				240,090,000	241,763,747	241,923,160						
LGIP		TEXPOOL				10,463,172	10,463,172	10,463,172	0.010	AAAm			1	
MMF Sweep		BLACKROCK T-FUND				1,065,487	1,065,487	1,065,487	0.003	AAA	AAA	NR	1	
<b>Total Operating</b>						<b>251,618,659</b>	<b>253,292,406</b>	<b>253,451,819</b>	<b>0.038</b>					
<b>Construction/Other</b>														
LGIP		TEXPOOL- CIP CONSTRUCTION				7,580,621.15	7,580,621	7,580,621	0.010	AAAm			1	
LGIP		TEXPOOL- OTHER CONSTRUCTION				29,630,134.68	29,630,135	29,630,135	0.010	AAAm			1	
LGIP		TEXPOOL- OTHER				4,385,722.92	4,385,723	4,385,723	0.010	AAAm			1	
		Subtotal				41,596,479.75	41,596,479	41,596,479						
<b>Total Investments</b>						<b>293,215,138</b>	<b>294,888,885</b>	<b>295,048,298</b>						
<b>Retainage Accounts for Construction</b>														
		INTEREST-BEARING BANK DEPOSITS				7,296,120	7,296,120	7,296,120	0.002			FDIC/Collateral		
<b>Other Bank Deposits</b>														
		BANK DEPOSITS				4,200,000	4,200,000	4,200,000				FDIC/Collateral		
<b>Total Investments/Bank Deposits</b>						<b>304,711,258</b>	<b>306,385,005</b>	<b>306,544,418</b>						

**ALAMO COMMUNITY COLLEGE DISTRICT**  
**Quarterly Investment Report (Including Deposits)**  
**FOR PERIOD BEGINNING MARCH 1, 2021 AND ENDING MAY 31, 2021**

May 31, 2021 Market  
Value

**Investment or Deposit Type**

**Publicly Traded Equity and Similar Investments**

Common Stock (U.S. and foreign stocks held in separately managed accounts or internally managed by institution investment staff; exclude mutual or commingled funds)  
 Equity/Stock Mutual Funds  
 Balanced Mutual Funds (where target allocation is > 50% equities)  
 "Commonfund" Equity Commingled Funds  
 Other Equity Commingled Funds (if primarily invested in publicly traded equities)  
 Preferred Stock  
 Other - list by type

**Total Publicly Traded Equity and Similar Investments** 0

**"Other" Investments - Other than Publicly Traded Equity and Debt Investments**

Real Estate (include direct ownership & investments in real estate limited partnerships, private REITs, or similar vehicles; include a portfolio of publicly traded REITs if managed as a separate asset allocation category rather than comprising part of a broadly diversified stock portfolio )  
 Other Real Asset Investment (e.g. investments in infrastructure funds)  
 Private Equity  
 Hedge Funds  
 "Commonfund" Alternative Asset Commingled Funds (Real Estate, Private Equity, Hedge Funds, Commodities, etc.)  
 Annuities  
 Commodities  
 Collectibles  
 Other - list by type

**Total "Other" Investments - Other than Publicly Traded Equity & Debt Investments** 0

**Publicly Traded Debt & Similar Investments >1 year maturity**

U.S. Government Securities ("Treasury's")	20,164,063
U.S. Government Agency Securities ("Agencies")	41,538,471
Mortgage Pass-Throughs - "Agency"	
Mortgage Pass-Throughs - "Private Label"	
Asset-Backed Securities (ABS) (other than mortgage-backed securities)	
Sovereign Debt (non-U.S.)	
Municipal Obligations	
Collateralized Mortgage Obligations (CMOs) - list below by category	
Interest Only Strips (IOS)	
Principal Only Strips (POS)	
Inverse Floaters	
Stated Final Maturity longer than 10 years	
Other CMOs- "Agency"	
Other CMOs- "Private Label"	
Corporate Obligations (U.E. or foreign companies- list below by rating)	
Highly Rated (AAA/AA or equivalent)	
Other Investment Grade (A/BBB or equivalent)	
High Yield Bonds (<BBB or equivalent)	
Not Rated (NR)	
Fixed Income/Bond Mutual Funds (longer term; registered with the SEC)	
Balanced Mutual Funds (where target allocation is > 50% bonds or other debt securities)	
"Commonfund" Fixed Income/Bond Commingled Funds	
Other Fixed Income/Bond Commingled Funds (primarily invested in publicly traded debt securities; not registered with the SEC)	
GCs (Guaranteed Investment Contracts)	
Municipal Obligations	30,910,886
<b>Total Publicly Traded Debt &amp; Similar Investments &gt;1 year</b>	<b><u>92,613,420</u></b>

**Short-Term Investments & Deposits**

U.S. Government Securities ("Treasury's")	60,465,906
U.S. Government Agency Securities ("Agencies")	5,000,955
Banker's Acceptances	
Commercial Paper - A1/P1 (or equivalent)	67,373,653
Other Commercial Paper - lower rated	
Repurchase Agreements (Repos)	
Money Market Mutual Funds (registered with the SEC)	
Short-Term Mutual Funds Other than Money Market Mutual Funds (registered with the SEC)	
Public Funds Investment Pool Created to Function as a Money Market Mutual Fund (not registered w/ SEC but "2a7-like")	
TexPool (and TexPool Prime)	52,059,651
Other Public Funds Investment Pools Functioning as Money Market Mutual Funds	
Other Investment Pools - Short-Term (not created to function as a money market mutual fund)	
Certificates of Deposit (CD) - Nonnegotiable	
Certificates of Deposit (CD) - Negotiable	
Bank Deposits	11,496,120
Cash Held at State Treasury	
Securities Lending Collateral Reinvestments (direct investments or share of pooled collateral)	
Other- Municipal Securities	16,469,226
Other - Bank Sweep (Treasury Fund)	1,065,487

**Total Short-Term Investments & Deposits** 213,930,998

**TOTAL INVESTMENTS and DEPOSITS** 306,544,418

**TOTAL EXCLUDING BANK DEPOSITS** 295,048,298