

SAC SCORES: Assessment Day FALL 2019 Strategic Planning Year-End Activities

Access and Enter Answers to 2018-2019 Year-End Analysis Questions

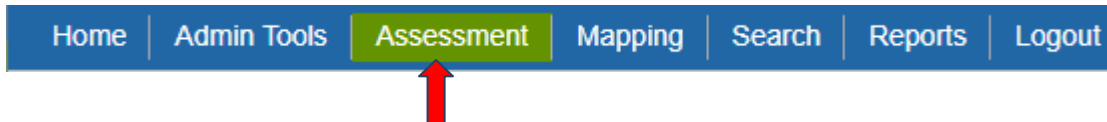
1. Access WEAVEonline: <https://app.weaveonline.com/sac> login using established San Antonio College WEAVEonline ID and Password credentials.
2. Ensure the Cycle and Entity Selection display for the current plan cycle:

Cycle and Entity Selection:



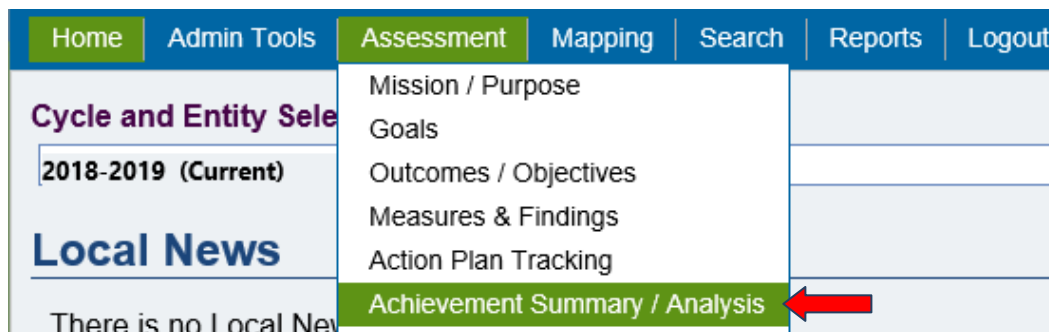
3. Navigate to the **Assessment** tab

Screen Clip



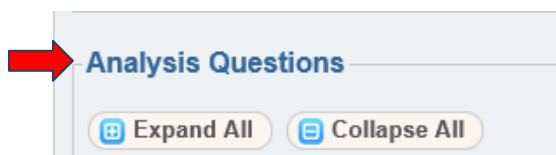
4. Select **Achievement Summary / Analysis**

Screen Clip



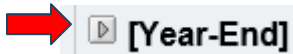
5. In the **Achievement Summary / Analysis** page that displays navigate to the **Analysis Questions** section

Screen Clip



6. Click the triangle in front of the [Year-End] analysis question to be addressed

Screen Clip



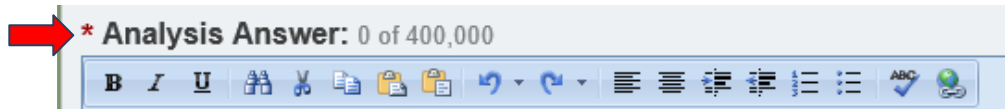
7. Click the Add button

Screen Clip



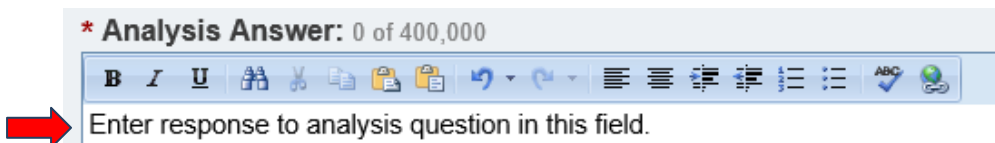
8. In the **Analysis Question – Add Analysis Answer:** page that displays, navigate to ***Analysis Answer:**

Screen Clip




9. Enter answer in the ***Analysis Answer:** field

Screen Clip



10. Scroll to **Entry Status** and select either: ☐ **Draft/In Progress** - If entry is not complete.
☐ **Final** - If entry is complete.

Screen Clip



11. Click the **Save** button

Screen Clip

