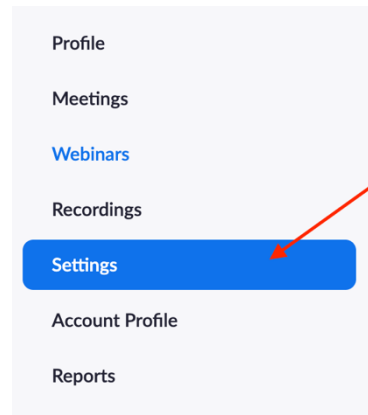
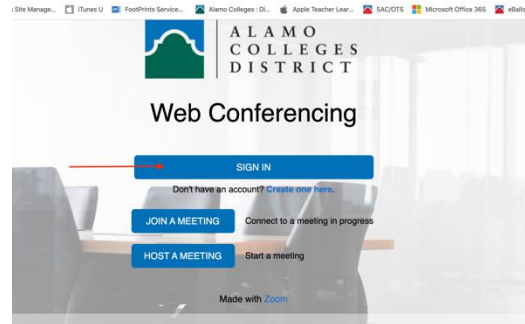




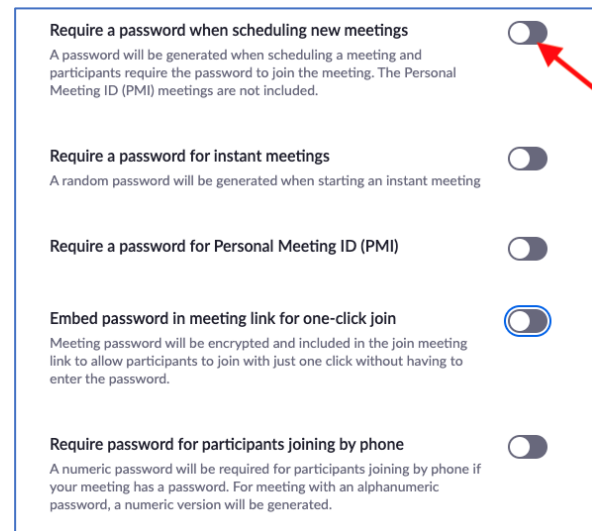
How to add a Password to the Zoom Meeting.

Meetings and webinars in zoom can require a Password for another added layer of security. Passwords can be set at the individual meeting level or can be enabled at the user, group, or account level for all meetings and webinars.

1. Sign into Zoom web portal
<https://alamo.zoom.us/> and navigate to Settings.



2. Scroll down and enable a Password option of your choice. The most commonly use feature is “Require a password when scheduling new meetings”



Congratulations! You're done!

You have just successfully completed the enabling the Password feature in a scheduled meeting. If you need further assistance, call Instructional Innovation Center at 210-486-0712 or email sac-iic@alamo.edu