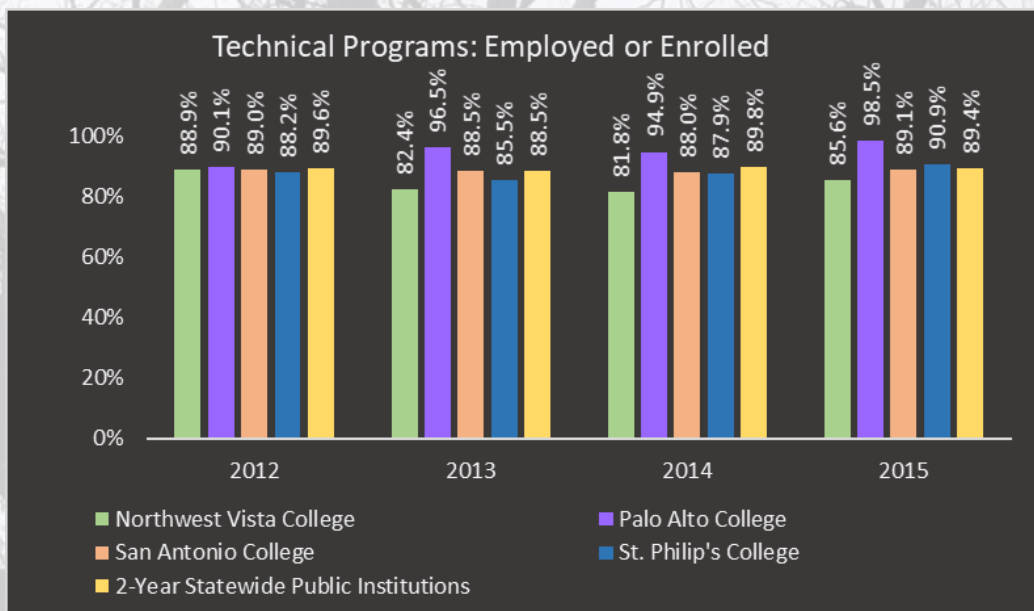


# Data Point

An item of factual information derived from measurement or research



*Figure 13-1 (left) Percentage of technical program graduates employed or enrolled in fourth quarter following completion.*

Data Source: Texas Higher Education Coordinating Board (THECB)



## TECHNICAL PROGRAM OUTCOMES

As seen in *Figure 13-1* (above), SPC technical program outcomes improved from 2013 to 2015 by 5.4%, after reaching a 4-year low in 2013 (85.5%). Percentage of SPC technical graduates employed/enrolled also surpassed 2-year Texas public institutions in 2015.

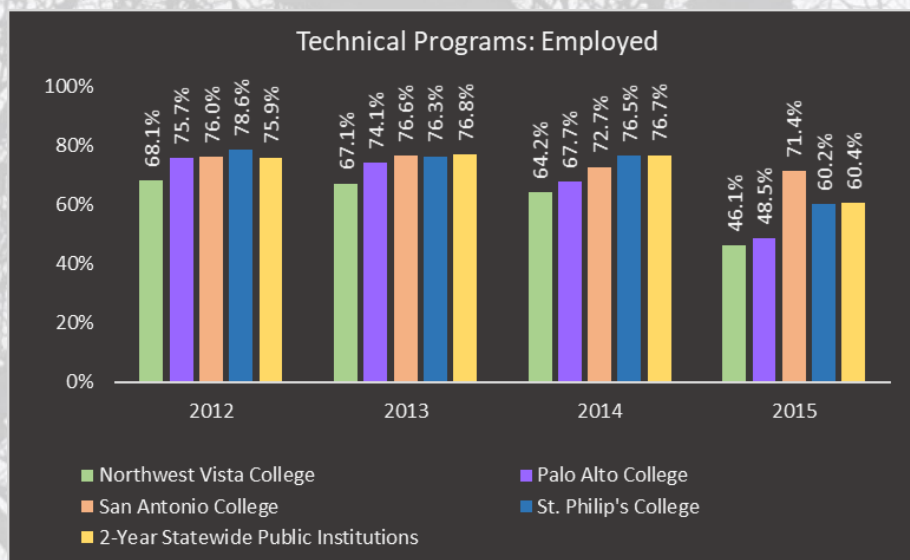
Detailed in *Figure 13-2* (below), while overall outcomes improved at SPC, employment percentages decreased from 2014 to 2015 at all comparison institutions.

*Figure 13-2 (right) Percentage of technical program graduates employed in fourth quarter following completion.*

Data Source: THECB

**Institutional Planning,  
Research & Effectiveness**

Dr. Maria Hinojosa, Director  
Rhonda Johnson, Statistical Research Specialist  
Sonia Valdez, Coordinator of Measurement & Evaluation



Academic Outcomes: Employed or Enrolled

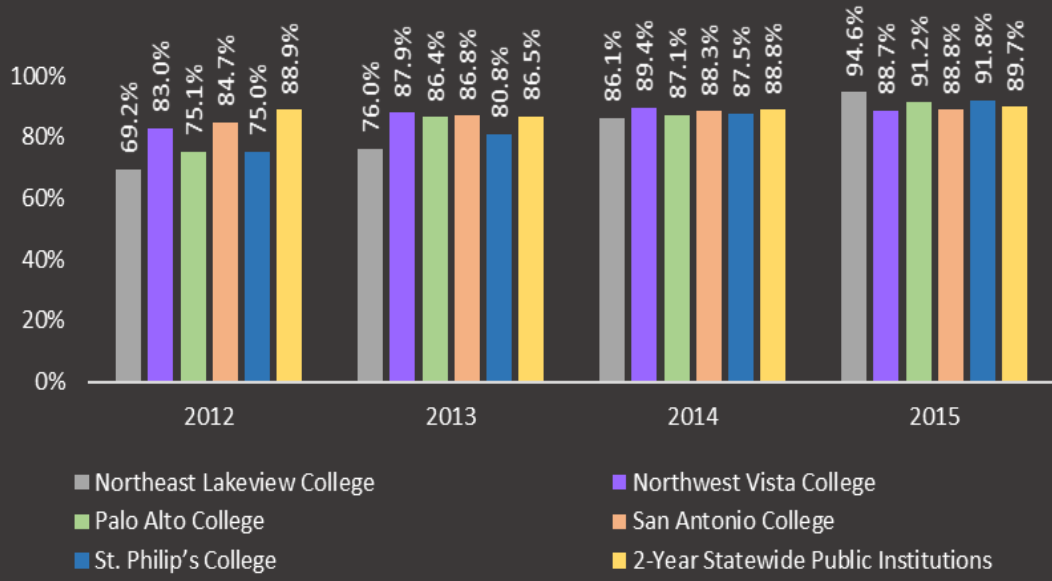


Figure 13-3 (right) Percentage of academic program graduates employed or enrolled in fourth quarter following completion.

Data Source: THECB

## ACADEMIC PROGRAM OUTCOMES

As shown in Figure 13-3 (above), SPC academic program outcomes consistently improved from 2012 to 2015, when they surpassed 3 ACD institutions and 2-year Texas public institutions.

Displayed in Figure 13-4 (below), although academic program employment outcomes decreased at all institutions in 2014, SPC reported the 3rd consecutive year with a higher employment percentage than comparison institutions.



Academic Outcomes: Employed

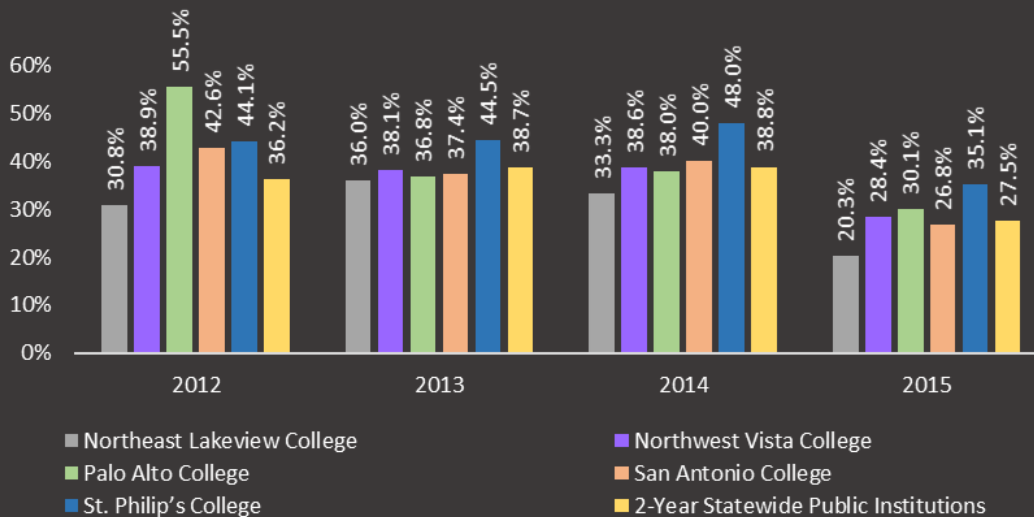


Figure 13-4 (left) Percentage of academic program graduates employed in fourth quarter following completion.

Data Source: THECB

<http://www.alamo.edu/spc/>



ALAMO  
COLLEGES  
DISTRICT

St. Philip's College