

Data Point

St. Philip's College

January 2021

An item of factual information derived from measurement or research

SPC Degrees and Certificates Awarded Academic Years 2017 to 2020

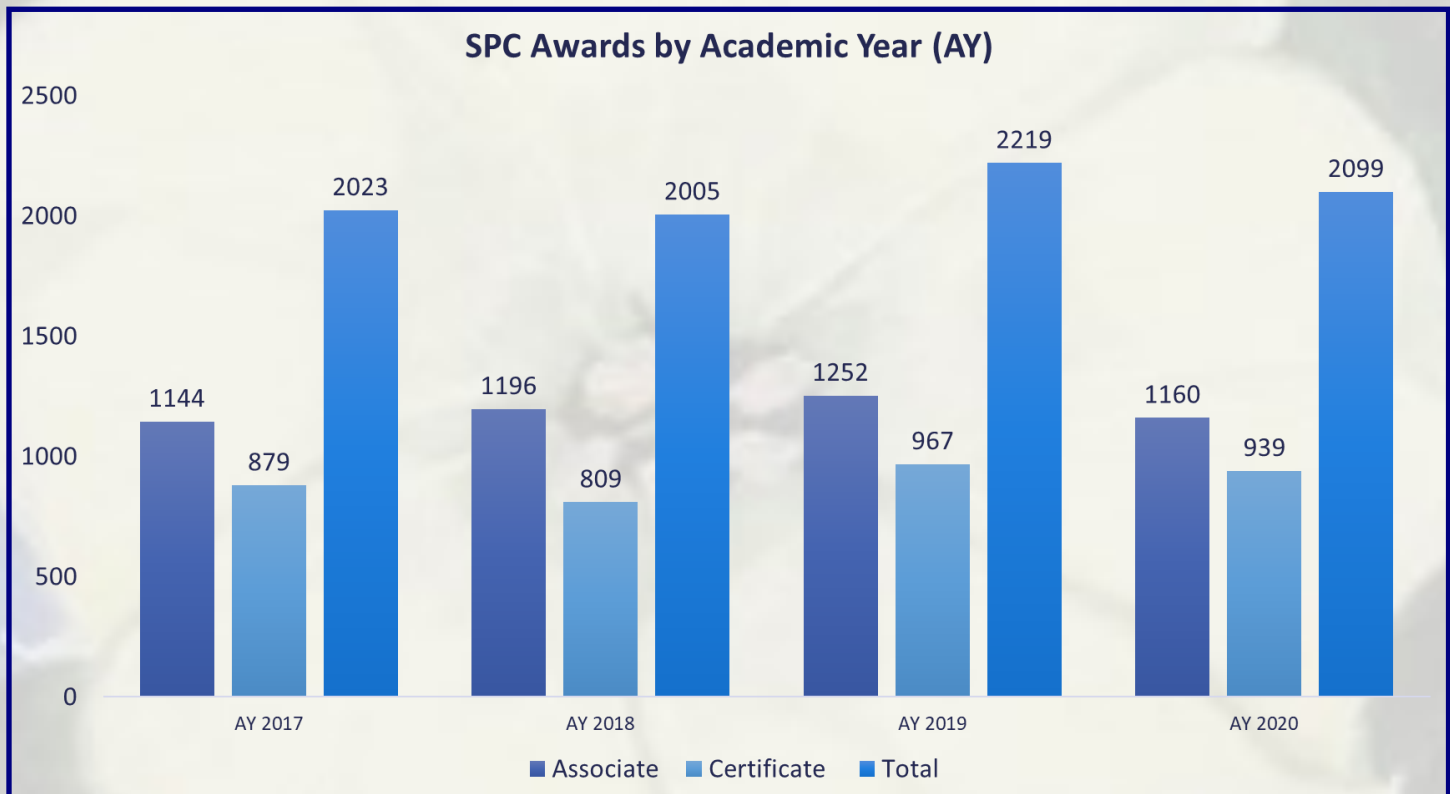



Figure 49-1: SPC degrees and certificates awarded by academic year 2019 to 2020
Data Source: Institutional Planning, Research, and Effectiveness (IPRE)

As demonstrated in *Figure 49-1* (above), the number of associates degrees awarded by SPC rose annually from 2017 to 2019 before declining in 2020.

Despite a decrease in the number of certificates awarded from 2017 to 2018, there was a substantial increase between 2018 and 2019 with 158 more certificates awarded in 2019. In 2020, more than 900 certificates were awarded for a second consecutive year, although there was a slight decrease from 2019 awards.

NOTES: The number of certificates and the overall totals include level 3 certificates. Some 2020 program completions were delayed due to COVID-19 restrictions.



Institutional Planning, Research & Effectiveness

Dr. Melissa Guerrero, Director

Tom Cortez, IT Data Analyst

Shanna Bradford, Coordinator of Measurement & Evaluation

Demonstrated in *Figure 49-2* (right), AST-MLK programs exceeded 500 total awards for the last two consecutive academic years (AY 2019 and 2020), following a significant (>50) increase in certificates awarded from 2017 to 2018 and maintained through 2020.

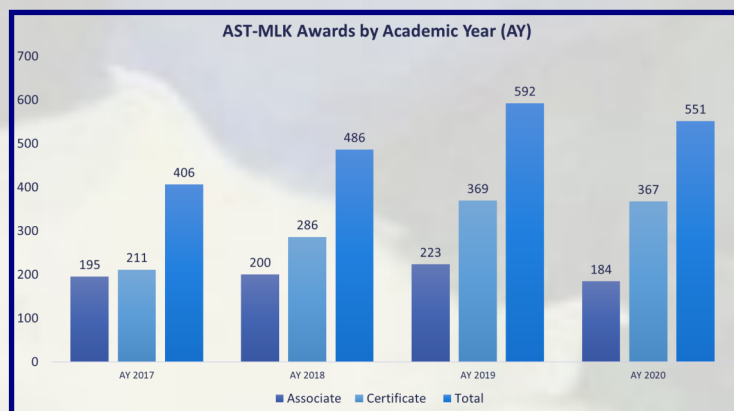


Figure 49-2: Degrees and certificates awarded in AST-MLK
Data Source: IPRE

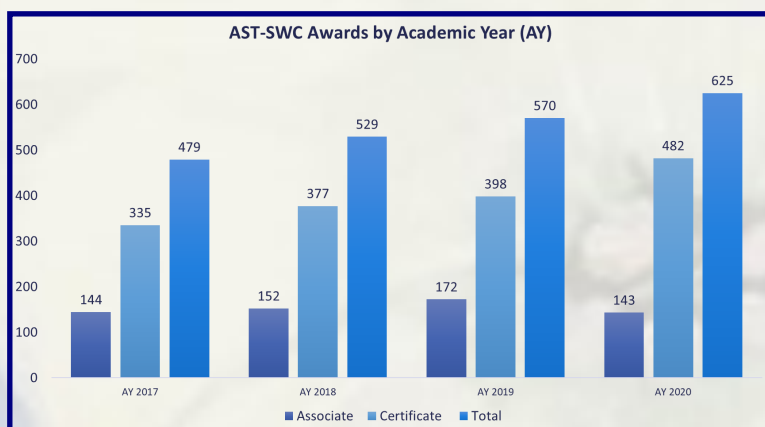


Figure 49-3: Degrees and certificates awarded in AST-SWC
Data Source: IPRE

Figure 49-3 (left) displays awards for AST-SWC campus programs, which achieved a four-year high in certificates and total awards in 2020, despite spring 2020 disruptions in required face to face courses.

As shown in *Figure 49-4* (left), Arts and Sciences have awarded more than 600 associates degrees for three consecutive years (2018—2020).

NOTE: Majors are based on student self-reporting; certificates are not offered in divisional disciplines, and these numbers are likely the result of student awards in undeclared program majors.

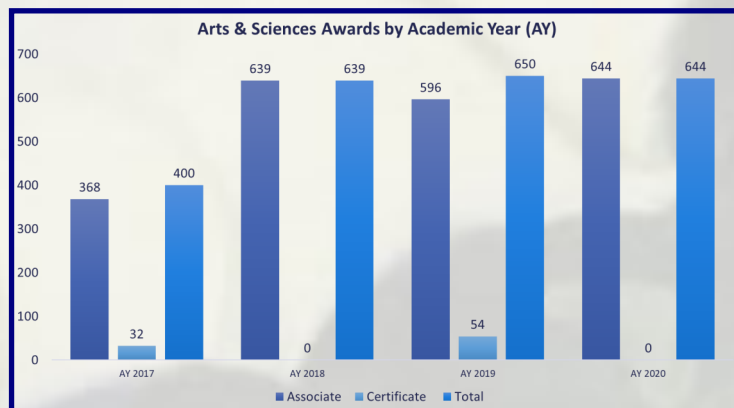


Figure 49-4: Degrees and certificates awarded in Arts & Sciences
Data Source: IPRE

Seen in *Figure 49-5* (left), the Health Sciences division awarded 407 degrees and certificates in 2019 before experiencing a decrease in 2020 awards, partially due to COVID-19 restrictions that delayed student completion of clinical requirements.

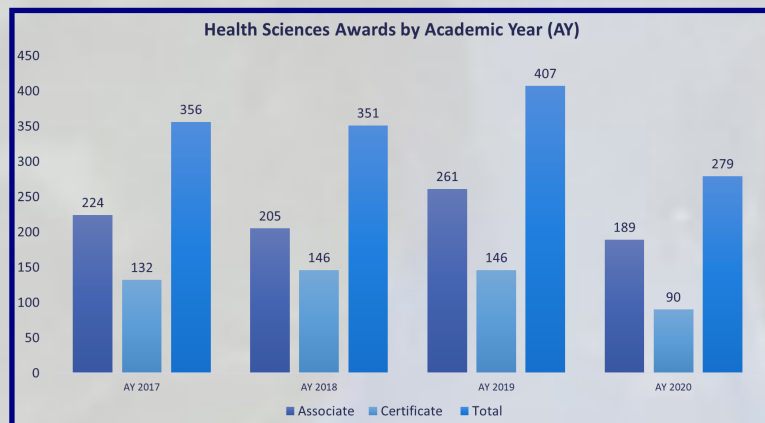


Figure 49-5: Degrees and certificates awarded in Health Sciences
Data Source: IPRE

NOTE: All award counts are based on AY 2020 divisional alignment. 2017 overall count included “blank” attributes.