

Student Profile by Online Status

Northeast Lakeview College

Report Time Frame:
Certified Fall 2017

Student Demographic: Gender

Exclusively Online



Male (31.8%) Female (68.2%)

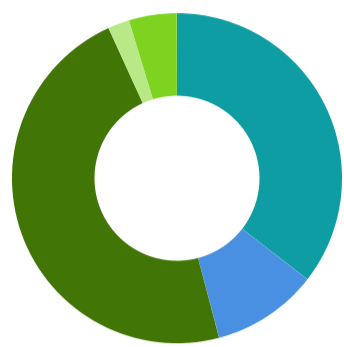
Some Online



Male (36.7%) Female (63.3%)

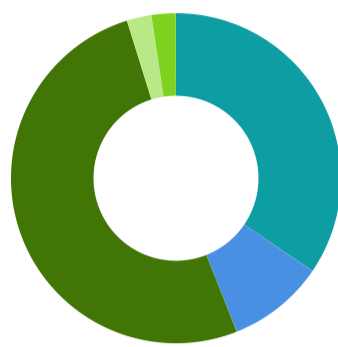
Student Demographic: Ethnicity

Exclusively Online



White (35.5%)
African American (10.4%)
Hispanic (47.3%) Asian (2.1%)
Other (4.7%)

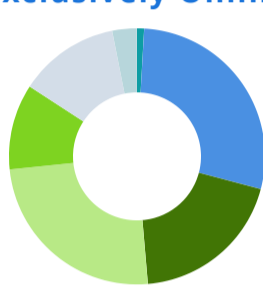
Some Online



White (34.5%)
African American (9.5%)
Hispanic (51.2%) Asian (2.4%)
Other (2.4%)

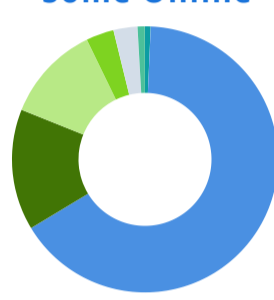
Student Demographic: Age

Exclusively Online



<18 Years Old (0.9%)
18-21 Years Old (28.23%)
22-24 Years Old (19.52%)
25-30 Years Old (24.72%)
31-35 Years Old (10.81%)
36-50 Years Old (12.71%)
>51 Years Old (3.1%)

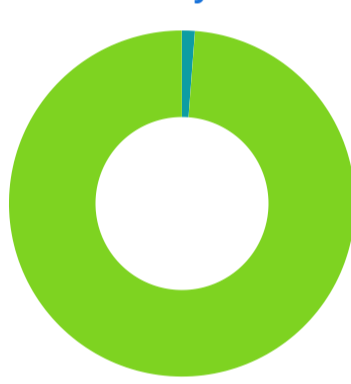
Some Online



<18 Years Old (0.7%)
18-21 Years Old (65.67%)
22-24 Years Old (14.71%)
25-30 Years Old (11.71%)
31-35 Years Old (3.4%)
36-50 Years Old (2.9%)
>51 Years Old (0.9%)

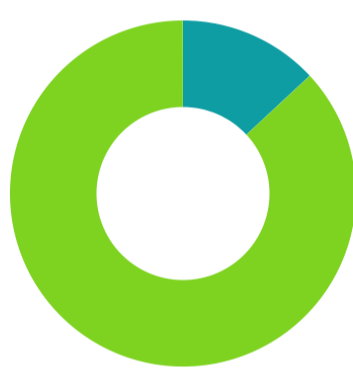
Enrollment Profile

Exclusively Online



Full-time (1.2%)
Part-time (98.8%)

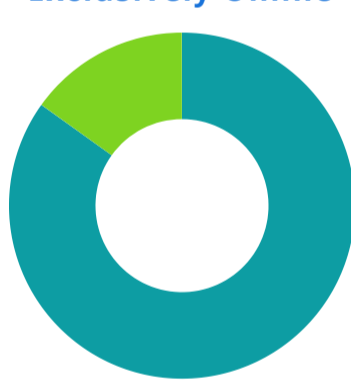
Some Online



Full-time (13.1%)
Part-time (86.9%)

Major Type

Exclusively Online



Academic Major (84.9%)
Tech Major (15.1%)

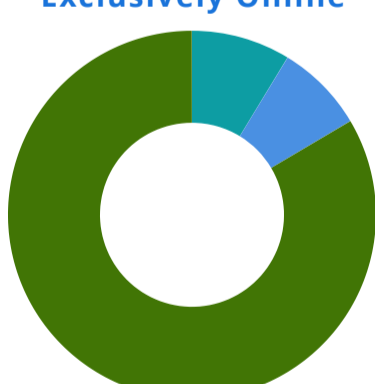
Some Online



Academic Major (89.3%)
Tech Major (10.7%)

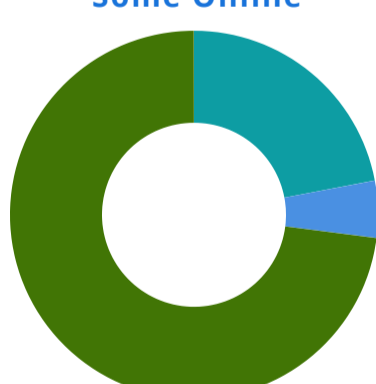
Student Type

Exclusively Online



First Time In College (8.7%)
First Time Transfer (7.8%)
Continuing (83.5%)

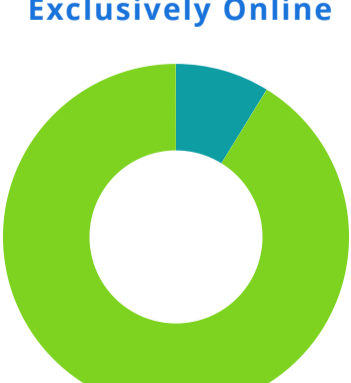
Some Online



First Time In College (22.02%)
First Time Transfer (5.01%)
Continuing (72.97%)

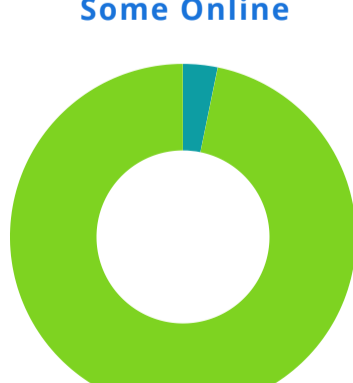
Degree Level

Exclusively Online



ASSOC+ (8.79%)
NO DEGREE (91.21%)

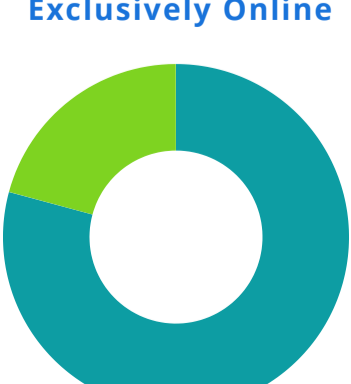
Some Online



ASSOC+ (3.23%)
NO DEGREE (96.77%)

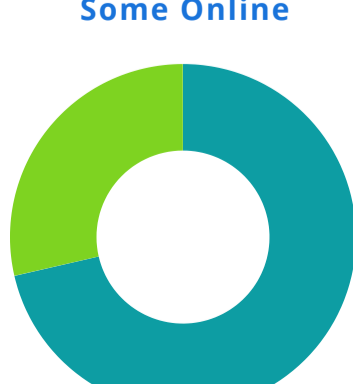
County

Exclusively Online



Bexar CO. (79.21%)
Not Bexar CO. (20.79%)

Some Online



Bexar CO. (71.4%)
Not Bexar CO. (28.6%)