

Student Profile by Online Status

Northeast Lakeview College

Report Time Frame:
Certified Fall 2019

Student Demographic: Gender

Exclusively Online



Male (36.6%) Female (63.4%)

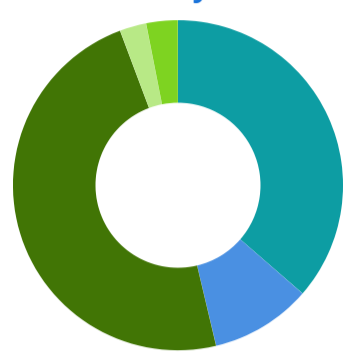
Some Online



Male (39.3%) Female (60.7%)

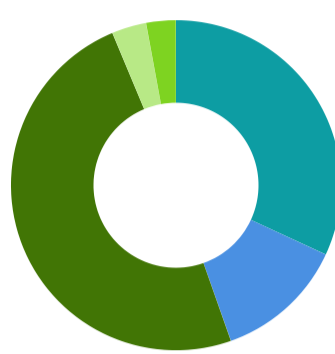
Student Demographic: Ethnicity

Exclusively Online



White (36.4%) African American (9.9%) Hispanic (48%) Asian (2.6%) Other (3.1%)

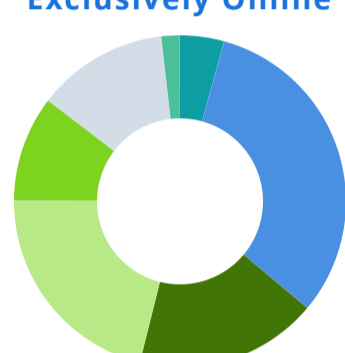
Some Online



White (31.9%) African American (12.7%) Hispanic (49.1%) Asian (3.4%) Other (2.9%)

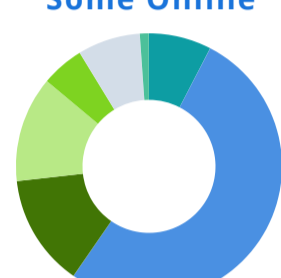
Student Demographic: Age

Exclusively Online



<18 Years Old (4.3%) 18-21 Years Old (31.8%) 22-24 Years Old (17.8%) 25-30 Years Old (21.2%) 31-35 Years Old (10.3%) 36-50 Years Old (12.8%) >51 Years Old (1.8%)

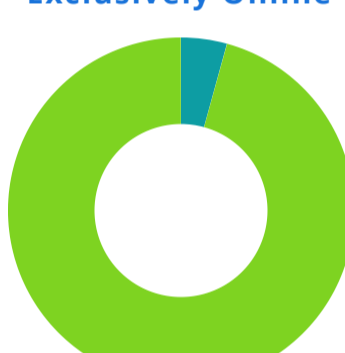
Some Online



<18 Years Old (7.62%) 18-21 Years Old (52%) 22-24 Years Old (13.63%) 25-30 Years Old (12.83%) 31-35 Years Old (5.21%) 36-50 Years Old (7.62%) >51 Years Old (1.1%)

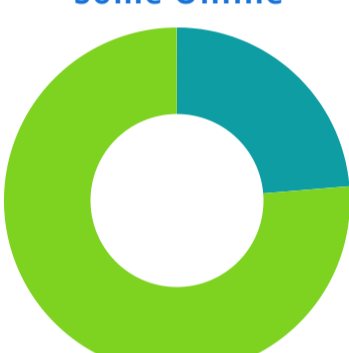
Enrollment Profile

Exclusively Online



Full-time (4.3%) Part-time (95.7%)

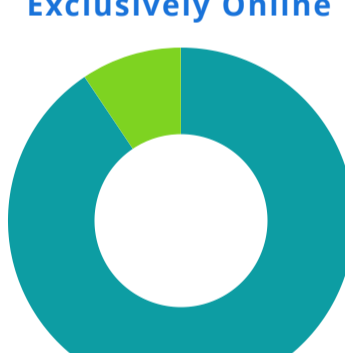
Some Online



Full-time (23.7%) Part-time (76.3%)

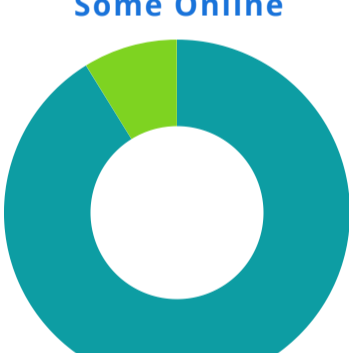
Major Type

Exclusively Online



Academic Major (90.6%) Tech Major (9.4%)

Some Online



Academic Major (91.2%) Tech Major (8.8%)

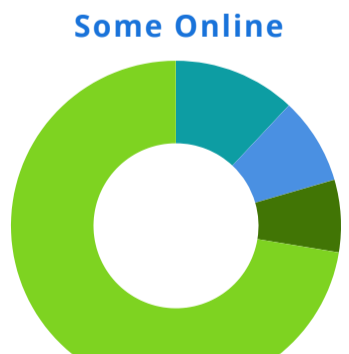
Student Type

Exclusively Online



First Time In College (8.6%) First Time Transfer (8.4%) Dual Credit (3.9%) Continuing (79.1%)

Some Online



First Time In College (12%) First Time Transfer (8.5%) Dual Credit (7.1%) Continuing (72.4%)

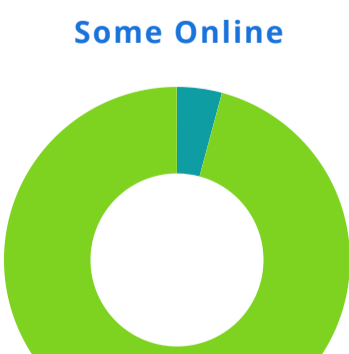
Degree Level

Exclusively Online



ASSOC+ (7.7%) NO DEGREE (92.3%)

Some Online



ASSOC+ (4.2%) NO DEGREE (95.8%)

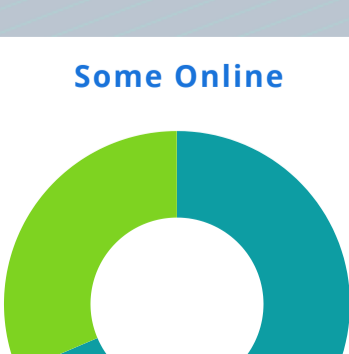
County

Exclusively Online



Bexar CO. (78.5%) Not Bexar CO. (21.5%)

Some Online



Bexar CO. (68.6%) Not Bexar CO. (31.4%)