

# Student Profile by In-Person Status

Northeast Lakeview College

Report Time Frame:  
Certified Fall 2017

## Student Demographic: Gender

### In-Person

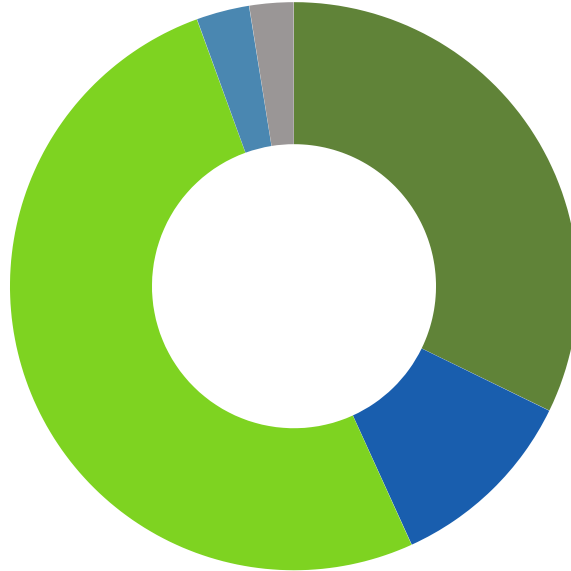


- Male (48.8%)
- Female (51.2%)

## Student Demographic: Ethnicity

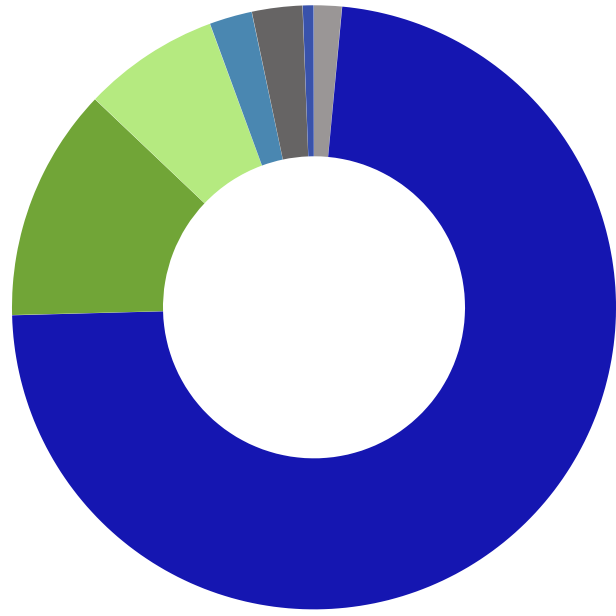
### In-Person

- White (32.23%)
- African American (10.98%)
- Hispanic (51.26%)
- Asian (3.02%)
- Other (2.52%)



## Student Demographic: Age

### In-Person



- <18 Years Old (1.5%)
- 18-21 Years Old (73.1%)
- 22-24 Years Old (12.5%)
- 25-30 Years Old (7.3%)
- 31-35 Years Old (2.3%)
- 36-50 Years Old (2.7%)
- >51 Years Old (0.6%)

## Enrollment Profile

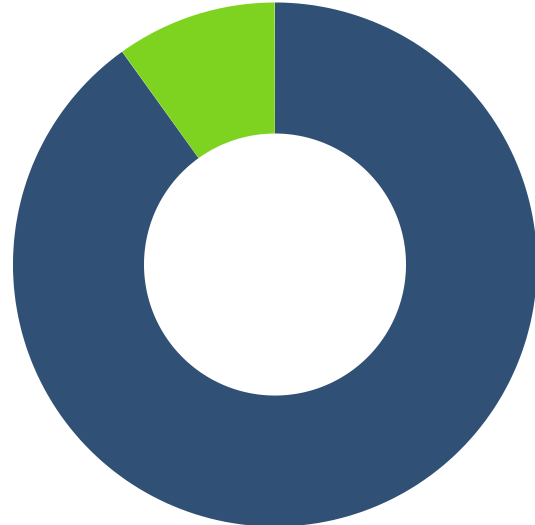
### In-Person



- Full-time (18.1%)
- Part-time (81.9%)

## Major Type

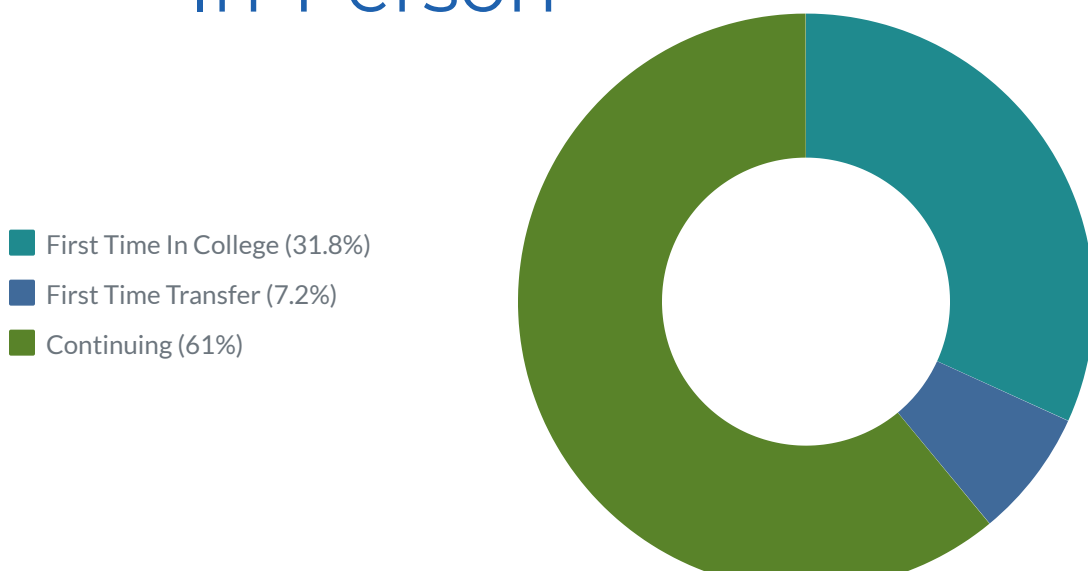
### In-Person



- Academic Major (90.1%)
- Tech Major (9.9%)

## Student Type

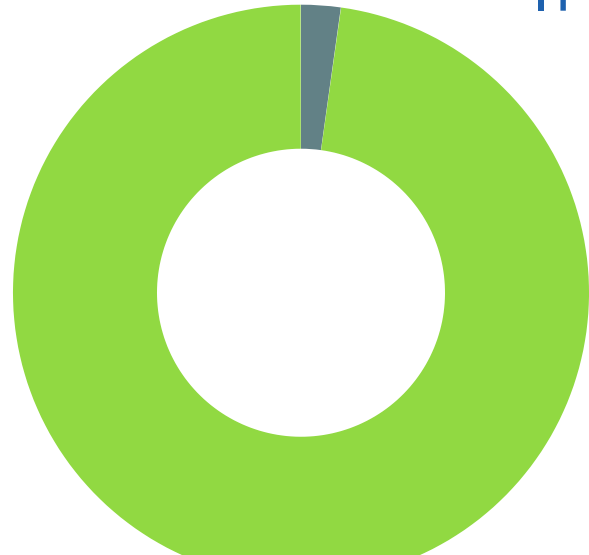
### In-Person



- First Time In College (31.8%)
- First Time Transfer (7.2%)
- Continuing (61%)

## Degree Level

### In-Person



- ASSOC+ (2.22%)
- NO DEGREE (97.78%)

## County

### In-Person

- Bexar CO. (77.6%)
- Not Bexar CO. (22.4%)

