

Student Profile by Online Status

Northeast Lakeview College

Report Time Frame:
Certified Fall 2020

Student Demographic: Gender

Exclusively Online



Male (37.2%) Female (62.8%)

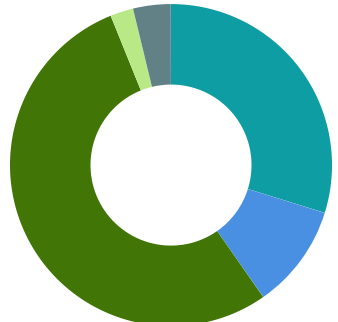
Some Online



Male (38.4%) Female (61.6%)

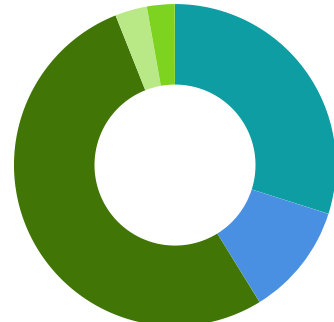
Student Demographic: Ethnicity

Exclusively Online



White (29.8%)
African American (10.5%)
Hispanic (53.6%) Asian (2.3%)
Other (3.8%)

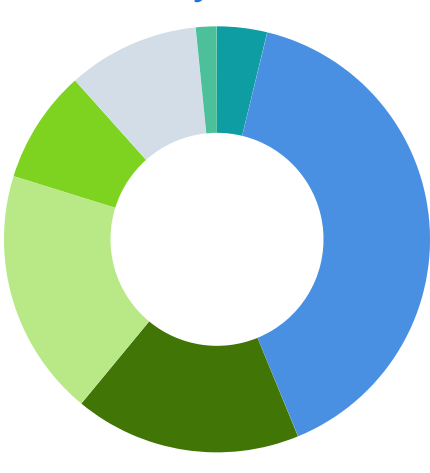
Some Online



White (29.9%)
African American (11.3%)
Hispanic (52.8%) Asian (3.2%)
Other (2.8%)

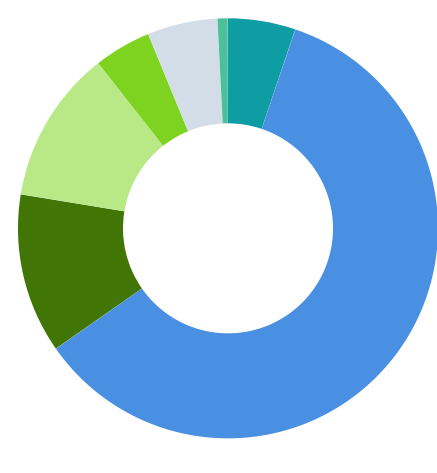
Student Demographic: Age

Exclusively Online



<18 Years Old (3.8%) 18-21 Years Old (40%)
22-24 Years Old (17.2%) 25-30 Years Old (18.8%)
31-35 Years Old (8.6%) 36-50 Years Old (10%)
>51 Years Old (1.6%)

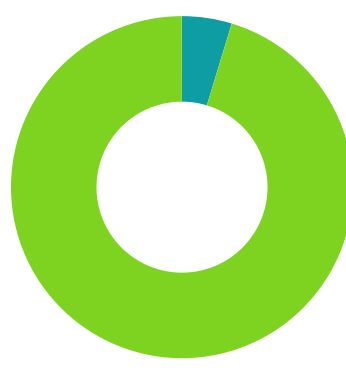
Some Online



<18 Years Old (5.2%) 18-21 Years Old (60.1%)
22-24 Years Old (12.3%) 25-30 Years Old (11.8%)
31-35 Years Old (4.4%) 36-50 Years Old (5.4%)
>51 Years Old (0.8%)

Enrollment Profile

Exclusively Online



Full-time (4.7%)
Part-time (95.3%)

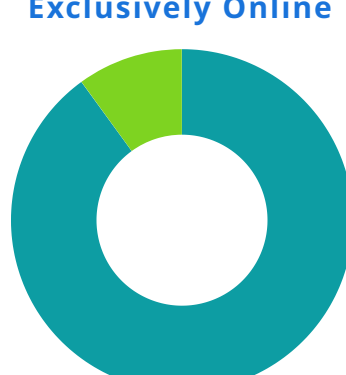
Some Online



Full-time (25.3%)
Part-time (74.7%)

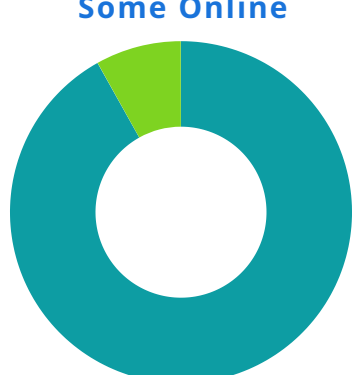
Major Type

Exclusively Online



Academic Major (90%)
Tech Major (10%)

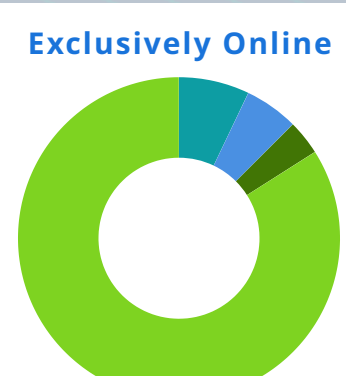
Some Online



Academic Major (91.9%)
Tech Major (8.1%)

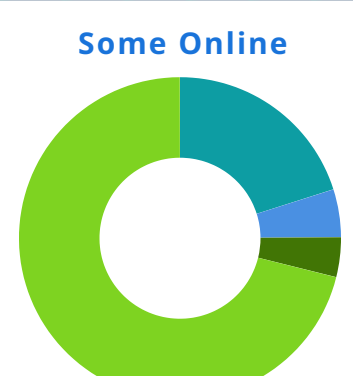
Student Type

Exclusively Online



First Time In College (7.1%)
First Time Transfer (5.4%)
Dual Credit (3.5%)
Continuing (84%)

Some Online



First Time In College (20.1%)
First Time Transfer (4.8%)
Dual Credit (4%)
Continuing (71.1%)

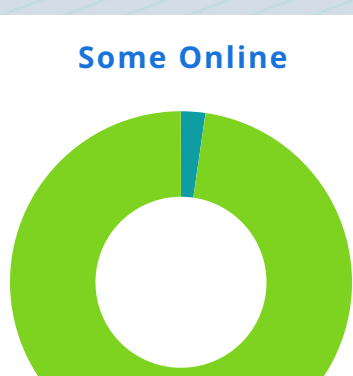
Degree Level

Exclusively Online



ASSOC+ (3.6%)
NO DEGREE (96.4%)

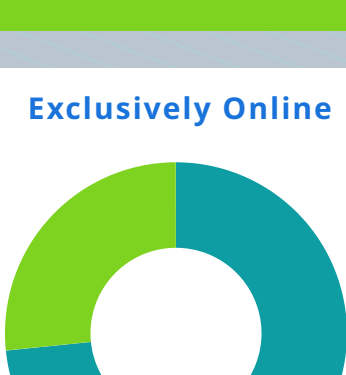
Some Online



ASSOC+ (2.3%)
NO DEGREE (97.7%)

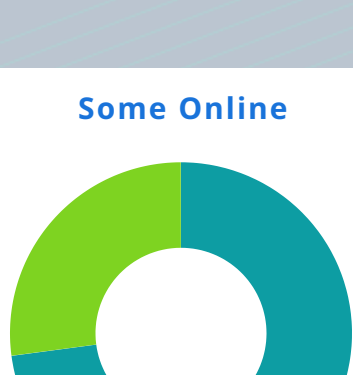
County

Exclusively Online



Bexar CO. (73.4%)
Not Bexar CO. (26.6%)

Some Online



Bexar CO. (72.9%)
Not Bexar CO. (27.1%)