

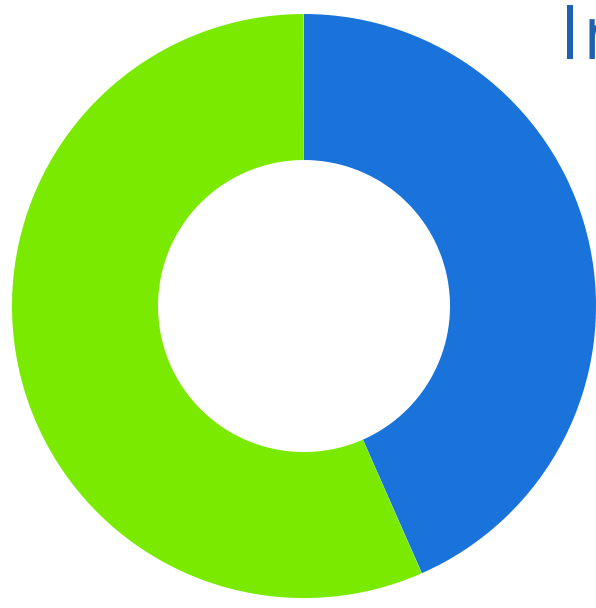
# Student Profile by In-Person Status

Northeast Lakeview College

Report Time Frame:  
Certified Fall 2022

## Student Demographic: Gender

### In-Person



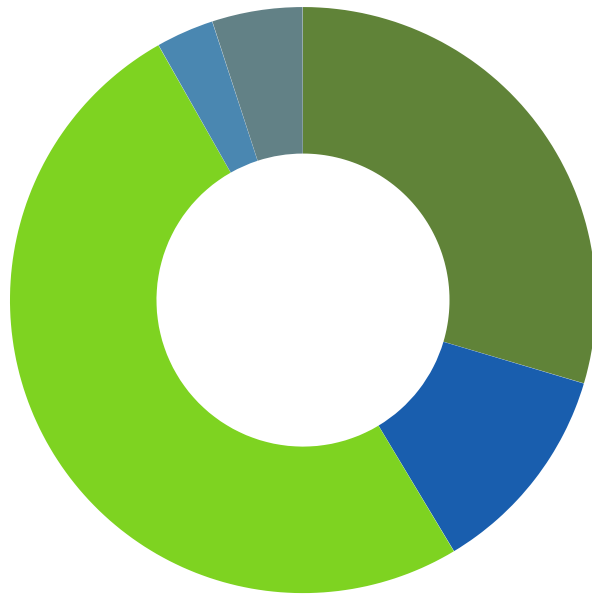
Male (43.4%)

Female (56.6%)

## Student Demographic: Ethnicity

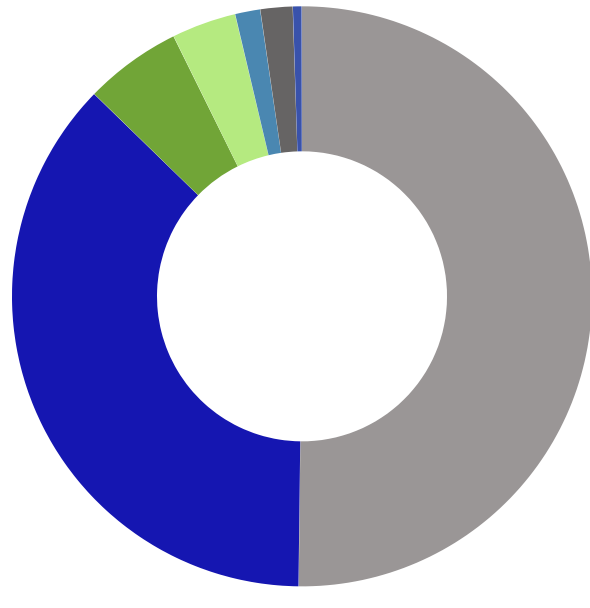
### In-Person

White (29.6%)  
African American (11.8%)  
Hispanic (50.4%)  
Asian (3.2%)  
Other (5%)



## Student Demographic: Age

### In-Person



<18 Years Old (50.2%)

18-21 Years Old (37.1%)

22-24 Years Old (5.4%)

25-30 Years Old (3.6%)

31-35 Years Old (1.4%)

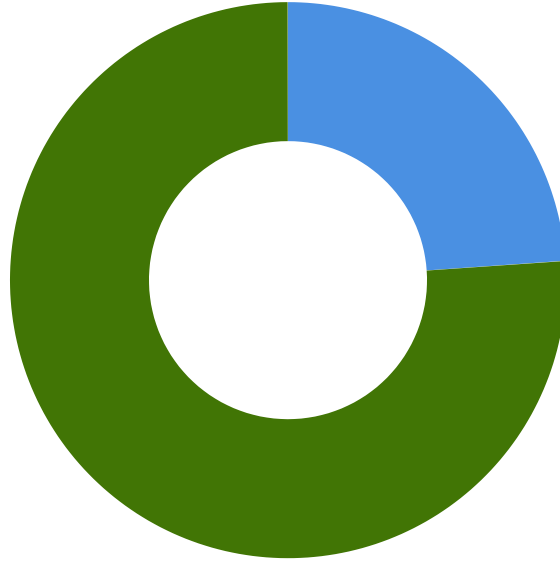
36-50 Years Old (1.8%)

>51 Years Old (0.5%)

## Enrollment Profile

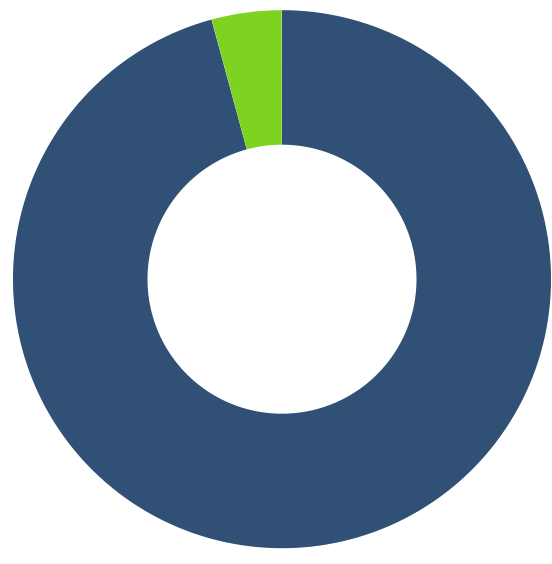
### In-Person

Full-time (23.9%)  
Part-time (76.1%)



## Major Type

### In-Person



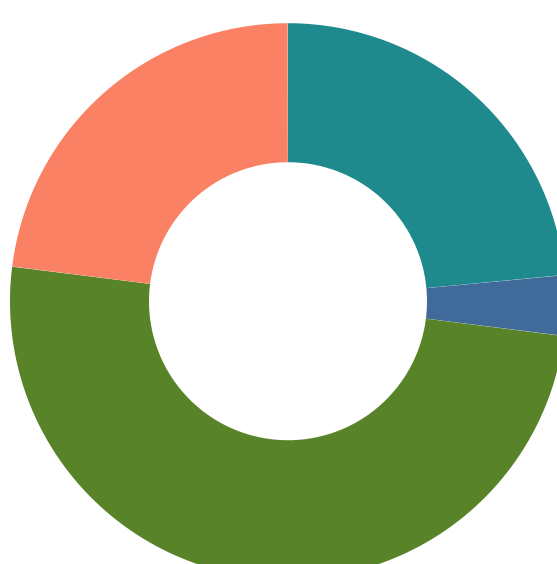
Academic Major (95.8%)

Tech Major (4.2%)

## Student Type

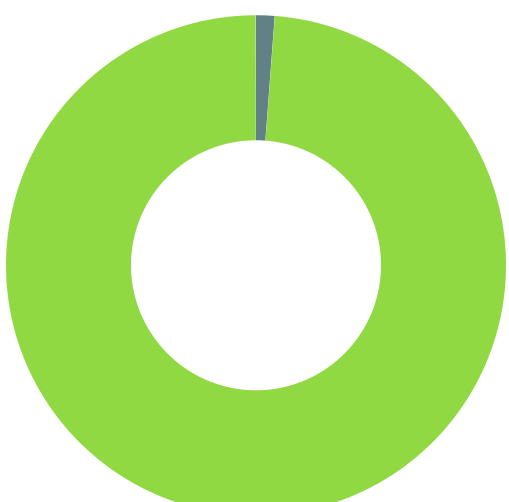
### In-Person

First Time In College (23.5%)  
First Time Transfer (3.5%)  
Dual Credit (50%)  
Continuing (23%)



## Degree Level

### In-Person



ASSOC+ (1.2%)

NO DEGREE (98.8%)

## County

### In-Person

Bexar CO. (53.5%)  
Not Bexar CO. (46.5%)

